



# 2014-15 COLORADO MEN'S BASKETBALL



Andrew R. Green | Assistant Director Sports Information/MBB Contact

Office: 303.492.3812 | Cell: 720.470.9780

andrew.green@colorado.edu | www.CUBuffs.com | @CUBuffsmbb | facebook.com/cubuffsmbb

## GAME #25

at Oregon Ducks (18-8, 8-5 Pac-12)

Wednesday, Feb. 18, 9:05 p.m. (MST)

Arena: Matthew Knight Arena (12,364)

Television: ESPNU

Announcers: Kanoa Leahey, Corey Alexander

850 KOA: Mark Johnson

Satellite Radio: Sirius: 84/XM: 84 (UO Broadcast)

**CU vs. Oregon:** The Buffaloes lead the series 8-3 and are 2-3 all-time in Eugene • CU has won four straight in the series by an average of 8.5 points • Buffs are 5-1 in the Pac-12 against the Ducks.

## 2014-15 SCHEDULE (12-12, 5-7 Pac-12)

| Date         | Opponent (TV)                        | Time/Result    |
|--------------|--------------------------------------|----------------|
| Fri. Nov. 14 | DREXEL (Pac-12N)                     | W, 65-48       |
| Mon. Nov. 17 | #AUBURN (ESPN2)                      | W, 90-59       |
| Sat. Nov. 22 | at Wyoming (ESPN3)                   | L, 33-56       |
| Tue. Nov. 25 | AIR FORCE (Pac-12N)                  | W, 68-53       |
| Sun. Nov. 30 | LIPSCOMB (Pac-12N)                   | W, 84-75       |
| Wed. Dec. 3  | SAN FRANCISCO (Pac-12N)              | W, 72-55       |
| Sun. Dec. 7  | at Georgia (SEC Network)             | L, 57-64       |
| Wed. Dec. 10 | COLORADO STATE (Pac-12N)             | L, 60-62       |
| Sat. Dec. 13 | NORTHERN COLO. (Pac-12N)             | W, 93-68       |
| Mon. Dec. 22 | ^vs. DePaul (ESPNU)                  | W, 82-68       |
| Tue. Dec. 23 | ^vs. George Washington (ESPNU)       | L, 50-53       |
| Thu. Dec. 25 | ^at Hawai'i (ESPN2)                  | L, 66-69       |
| Fri. Jan. 2  | *UCLA (FS1)                          | W, 62-56       |
| Sun. Jan. 4  | *USC (Pac-12N)                       | W, 86-65       |
| Wed. Jan. 7  | *at 9/11 Utah (ESPN2)                | L, 49-74       |
| Thu. Jan. 15 | *at 10/9 Arizona (ESPN)              | L, 54-68       |
| Sat. Jan. 17 | *at Arizona State (Pac-12N)          | L, 72-78       |
| Thu. Jan. 22 | *WASHINGTON (FS1)                    | L, 50-52       |
| Sat. Jan. 24 | *WASHINGTON ST. (Pac-12N)            | W, 90-58       |
| Thu. Jan. 29 | *at USC (FS1)                        | W, 98-94 (3ot) |
| Sat. Jan. 31 | *at UCLA (Pac-12N)                   | L, 59-72       |
| Sat. Feb. 7  | *13/11 UTAH (Pac-12N)                | L, 51-79       |
| Thu. Feb. 12 | *CALIFORNIA (FS1)                    | L, 61-68       |
| Sun. Feb. 15 | *STANFORD (FS1)                      | W, 64-58       |
| Wed. Feb. 18 | *at Oregon (ESPNU)                   | 9:00 p.m.      |
| Sat. Feb. 21 | *at Oregon State (Pac-12N)           | 9:00 p.m.      |
| Thu. Feb. 26 | *ARIZONA (ESPN)                      | 7:00 p.m.      |
| Sun. Mar. 1  | *ARIZONA STATE (ESPNU)               | 6:30 p.m.      |
| Thu. Mar. 5  | *at Washington (FS1)                 | 7:00 p.m.      |
| Sat. Mar. 7  | *at Washington State (Pac-12N)       | 4:30 p.m.      |
| Mar. 11-14   | **Pac-12 Tournament                  | TBD            |
| Mar. 17, 18  | NCAA First Round (Dayton, Ohio)      |                |
| Mar. 19-22   | NCAA Second & Third Rounds           |                |
| Mar. 26-29   | NCAA Regionals                       |                |
| Apr. 4, 6    | NCAA Final Four (Indianapolis, Ind.) |                |

### Home Games in Bold CAPS

#-ESPN 24-hour College Hoops Tip-Off Marathon

^-Diamond Head Classic (Oahu, Hawai'i)

\*-Pac-12 Conference; \*\*-MGM Grand Garden Arena (Las Vegas, Nev.)

P12N (Pac-12 Network); FS1 (Fox Sports 1)

Dates are subject to change; All times are Mountain

## COLORADO PROBABLE STARTERS

| Pos/No | Player            | Ht   | Wt  | Yr  | Hometown                | PPG  | RPG | APG  |
|--------|-------------------|------|-----|-----|-------------------------|------|-----|------|
| F 1    | Wesley Gordon     | 6-9  | 240 | So. | Colorado Springs, Colo. | 7.3  | 7.7 | ^1.6 |
| F 40   | Josh Scott        | 6-10 | 245 | Jr. | Monument, Colo.         | 13.4 | 7.4 | ^2.0 |
| G 0    | Askia Booker      | 6-2  | 175 | Sr. | Los Angeles, Calif.     | 17.3 | 3.1 | 3.3  |
| G 2    | Xavier Johnson    | 6-7  | 230 | Jr. | Los Angeles, Calif.     | 11.3 | 5.8 | 0.5  |
| G 15   | Dominique Collier | 6-2  | 170 | Fr. | Denver, Colo.           | 3.9  | 1.8 | 1.0  |

^-blocks

## CU RESERVES

|      |                    |     |     |     |                   |     |     |     |
|------|--------------------|-----|-----|-----|-------------------|-----|-----|-----|
| F 10 | Tre'Shaun Fletcher | 6-7 | 210 | So. | Tacoma, Wash.     | 4.4 | 2.1 | 0.9 |
| F 14 | Tory Miller        | 6-9 | 240 | Fr. | Kansas City, Kan. | 3.1 | 2.3 | 0.1 |
| G 3  | Xavier Talton      | 6-2 | 185 | Jr. | Sterling, Colo.   | 3.6 | 1.7 | 1.6 |
| G 5  | Eli Stalzer        | 6-4 | 195 | Jr. | Brea, Calif.      | 0.9 | 0.7 | 0.3 |
| G 13 | Dustin Thomas      | 6-7 | 225 | So. | Texarkana, Texas  | 4.5 | 2.9 | 1.1 |
| G 23 | Jaron Hopkins      | 6-6 | 200 | So. | Mesa, Ariz.       | 7.1 | 3.5 | 1.5 |

**QUICKLY:** Colorado closes the 2015 Pac-12 season with six games remaining in the regular season (four road, two home) • Last season, CU ended the regular season with 5 of 7 on the road (3-2 away, 1-1 home) • First CU visit to Eugene since Feb. 7, 2013 • Josh Scott is one the verge of becoming the fifth CU player joining Donnie Boyce, Cliff Meely, David Harrison, Andre Roberson with 1000 points (1,024); 600 rebounds (592); 100 blocks (96) for a career.

**A WIN TONIGHT MEANS:** Colorado's second road win this season (2-7, other was at USC) • A 13-12 overall record and 6-7 in the Pac-12 • Fifth straight win over Oregon • 9-3 advantage in the all-time series • 6-1 mark in Pac-12 play and a 2-1 record against at Oregon in the Pac-12 • Coach Boyle teams 6-2 against Oregon.

**JOSH SCOTT:** Is one of the 15 college men's basketball players named by The Naismith Memorial Basketball Hall of Fame for the 2015 Kareem Abdul-Jabbar Center of the Year Award. Named after Hall of Famer and three-time NCAA Champion Kareem Abdul-Jabbar, the annual honor in its inaugural year recognizes the top centers in men's college basketball. The winner will be presented at ESPN's new College Basketball Awards presented by Wendy's from Club Nokia in Los Angeles (Friday, April 10., 6 pm MT) on ESPN2. Jakob Poeltl (Utah) and Stefan Nastic (Stanford) were also named.

**BACK TO STARTING LINEUP:** Junior forward Josh Scott returned to the starting lineup last Thursday against California with a team-high 17 points and added a solid 8 rebounds and tied a career-high 4 blocks (in 29 minutes). It was Scott's first start since Jan. 7 at Utah. Despite missing 8 games with an injury, Scott is still second in team rebounding (7.4 rpg), blocks (32), and FG% (.500). He tallied 10 rebounds and 7 points in home win against Stanford.

**DID YOU KNOW?:** Josh Scott is the 20th player in CU history with 1,000 points (1,024) and 500 rebounds in a career (592). If 600 rebounds are in his future, he'll be the 16th player at CU with 1,000 points/600 boards.

## 2014-15 Team Averages

|                 | CU        | UO      |
|-----------------|-----------|---------|
|                 | All Games | All Gam |
| Points          | 67.3      | 76.8    |
| Pts. Allowed    | 64.7      | 71.4    |
| Scoring Mar.    | +2.7      | +5.4    |
| Field Goals     | 22.9      | 28.4    |
| Field Goal Att. | 53.5      | 61.2    |
| Field Goal Pct. | .430      | .464    |
| FG Defense      | .407      | .418    |
| 3-pt FGs        | 5.6       | 7.6     |
| 3-pt FG Att.    | 15.4      | 20.9    |
| 3-pt FG Pct.    | .365      | .362    |
| 3-pt Pct Def.   | .339      | .338    |
| FTM             | 15.9      | 12.5    |
| FT Att.         | 22.2      | 16.8    |
| FT Pct.         | .715      | .748    |
| Off. Rebs.      | 11.0      | 11.0    |
| Def. Rebs.      | 26.0      | 26.5    |
| Total Rebs.     | 36.9      | 37.5    |
| Reb. Margin     | +3.8      | +2.6    |
| Fouls           | 17.5      | 18.5    |
| Turnovers       | 12.9      | 12.3    |
| Assists         | 11.6      | 15.5    |
| Blocks          | 4.2       | 4.9     |
| Steals          | 5.8       | 5.6     |

**vs. Pac-12 (under Boyle)**

|                  |              |             |
|------------------|--------------|-------------|
| Arizona          | 3-7          | .300        |
| Arizona State    | 3-4          | .429        |
| *California      | 5-4          | .556        |
| UCLA             | 1-5          | .167        |
| Oregon           | 5-1          | .833        |
| *Oregon State    | 5-2          | .714        |
| USC              | 7-0          | 1.000       |
| Stanford         | 4-3          | .571        |
| Utah             | 5-4          | .556        |
| Washington       | 2-3          | .400        |
| Washington State | 5-0          | 1.000       |
| <b>Totals</b>    | <b>45-33</b> | <b>.577</b> |

\* -includes games in 2010-11

**vs. Pac-12 (all-time)**

|                  |               |             |
|------------------|---------------|-------------|
| Arizona          | 11-12         | .478        |
| Arizona State    | 5-6           | .455        |
| California       | 12-13         | .480        |
| UCLA             | 2-9           | .182        |
| Oregon           | 8-3           | .727        |
| Oregon State     | 10-4          | .714        |
| USC              | 9-3           | .750        |
| Stanford         | 7-9           | .438        |
| Utah             | 25-19         | .568        |
| Washington       | 8-10          | .444        |
| Washington State | 6-1           | .857        |
| <b>Totals</b>    | <b>103-88</b> | <b>.539</b> |

**CU vs. THE NATION'S TOP-10***(bold indicates under Coach Boyle)*

1. #2 vs. Oklahoma St., 57-53, Feb. 12, 1992
2. #3 vs. Texas, 93-80, Feb. 4, 2003
- #3 vs. Kansas, 72-68, Jan. 20, 1953
- #3 vs. Kansas State, 65-57, Feb. 23, 1952
5. #4 at Arizona State, 93-70, Dec. 16, 1963
- #4 vs. Iowa, 60-57, Dec. 12, 1955
- #4 vs. Washington, 81-60, Dec. 30, 1953
8. #5 vs. Texas, **91-89, Feb. 26, 2011**
- #5 at Missouri, 81-79 (ot), Jan. 15, 1973
- #5 vs. New Mexico, 79-72, Dec. 16, 1968
- #5 vs. Iowa, 75-54, Mar. 21, 1955
12. #6 vs. Kansas, **75-72, Dec. 7, 2013**
- #6 vs. Kansas, 60-59, Jan. 22, 2003
- #6 vs. Missouri, 92-88, Mar. 9, 1990
14. #7 vs. Kansas, 62-59, Jan. 17, 1967
- #7 vs. Kansas State, 81-80, Feb. 13, 1961
16. #8 vs. Missouri, **89-76, Jan. 8, 2011**
- #8 vs. Iowa State, 70-45, Jan. 18, 1997
- #8 vs. Kansas, 79-71, Feb. 20, 1991
19. #9 vs. Arizona, **71-58, Feb. 14, 2013**
- #9 vs. Iowa State, 59-52, Feb. 11, 1957

• **CU last defeated a top-5 ranked opponent at HOME:** #3, vs. Texas, 93-80 (Feb. 4, 2003)

• **CU last defeated a ranked opponent on the ROAD (recent):** #19/19 at Oregon, 48-47 (Feb. 7, 2012)

• **CU last defeated a ranked opponent on a NEUTRAL COURT:** #16/17 Baylor, 60-58 (at Charleston, S.C., Nov. 16, 2012)

• **CU has faced a No. 1 ranked team:** 16 times, latest Jan. 23, 2014 at Arizona, 69-57 (0-16)

• In the history of the Coors Events Center (1979-80), the Buffs have defeated 11, top 10 ranked teams (AP poll).

• 5 of the 11 wins have come under Tad Boyle.

• The five wins: 100-91 vs. 10/9 Oregon (Jan. 5, 2014); 75-72 vs. No. 6 Kansas (Dec. 7, 2013); No. 9 Arizona (2012-13); No. 5 Texas & No. 8 Missouri, both in 2010-11.

**BLOCK PARTY:** Wesley Gordon (38) and Josh Scott (32) are the first CU teammates to have 30 or more blocked shots in back-to-back seasons since blocked shots were kept as a statistic in a season (1977-78; 38 years). Last year: Gordon: 41, Scott: 40.

**IN CASE YOU MISSED IT (Stanford):** Second of last three games with single-digit turnovers (season low 8) • Season-high 48 rebounds (18 offensive: a season high) • 12th different starting line up • Askia Booker became eighth player in school history over 1,600 career points • Made 32.8 percent of their shots (21-of-64), their lowest field-goal percentage in a win since Feb. 11, 2006 (Texas Tech) • Improved to 41-2 at home when opponent shoots under 40 FG% (see more stats in the column to the right).

**MISCELLANEOUS STATS:** Josh Scott leads Jaron Hopkins, 16 to 14 in dunks. As a team, the Buffs have 63 dunks this season. In the charges taken category, Dustin Thomas is tops with 10, followed Xavier Talton and Josh Scott with eight each. As a team, CU has taken 37 charges.

**CU & 75 POINTS:** Colorado has 23 wins for the most consecutive games when scoring 75 or more points (all games played). Utah is second in the Pac-12 with 19 victories. CU's streak dates back Jan. 24, 2013.

**850 KOA:** Buffs Warm-Up with play-by-play "Voice of the Buffs" Mark Johnson begins at 8:00 p.m. (MST) discussing CU basketball; at 8:30 p.m., KOA previews the CU/Oregon game with a 30-minute pre-game, taking a look around the Pac 12, and talking with Head Coach Tad Boyle, followed by the Buffs/Ducks tip at 9:05 p.m.

**CU REUNION:** Former CU head coach Bill Blair and some of his former players were honored last Saturday at halftime of the CU-Stanford game. Blair coached at CU for five years from 1976-81. He succeeded legendary head coach Sox Walseth.

• Best season was 1979-80: 17-10 overall; also went 16-12 in 1980-81.

• Defeated Kansas 3 of 5 years at home.

• Coached a number of CU greats: Jay Humphries, Vince Kelley, Jo Jo Hunter, Larry Vaculik, Toney Ellis, Emmett Lewis, Joe Cooper, Jacques Tuz.

• All of his former players are still ranked on a number of all-time lists.

• 1979-80 team was the first CU team to play at the Coors Events Center and won a then-school best 13 home games.

• 1979-80 team tied for fourth in the Big Eight Conference.

• His 67 victories are tied for sixth among all-time CU head coaches.

**FIVE YEAR NOTES UNDER BOYLE:**

- 104-62 record (.627), the fastest coach in school history to win that many in the shortest time & most in any five-year span.
- Winning percentage (.627), best of any CU coach in MBB history - minimum 2 years.

- Coaching staff is 70-13 at home (.843).
- 20 home sellouts in five years (14-6).

- Outrebounding opponent, CU is **78-21** overall (.788); **55-5** at home (.917).

- When opponent shoots under 40 FG%, CU is **62-7** overall (.899) and **41-2** at home (.954; losses UCLA: Jan. 16, 2014; Washington: Jan. 22, 2015).

- When out-rebounding the opponent AND holding opponent under 40 FG%, CU is an impressive **34-1** at home (.971) and **47-5** overall (.904): five losses: Washington; vs. George Washington; at California twice; at Washington).

- **27-8** at home (.771) in single-digit games.

- **33-5** (.868) w/ 15+ assists in a game.

- **14-0** when having 20 or more assists.

- **18-6** when a road or neutral court loss follows a home game (.750).

- **16-14** (.533) record on neutral courts, third overall at CU.

- **9-1** following a home loss with a home win under the Boyle coaching staff.

- During non-conference play (Nov., Dec., Jan.), Boyle is 47-17 overall (.734) in home, road, neutral games.

- Wrapped up home non-conference play (Nov./Dec.) with 36-2 record (.947).

- Finished 5th year with 18-0 home record during the month of November.

- Won 23-straight non-conference home games that dated back to 2011, was ended by CSU, third longest streak in school history.

**MONTHLY BREAKDOWN:** The Boyle coaching staff during each month of the season.

November: 24 -8

December: 22 -9

January: 22-20

February: 20-11

March: 16-14

104-62

**INSIDE THE NUMBERS:** CU is 25-11 under the Boyle coaching staff in single-digit turnover games.

2014-15: 2-1

2013-14: 4-3

2012-13: 3-1

2011-12: 7-2

2010-11: 9-4

**2014-15 COLORADO BASKETBALL ROSTER**

| No. | Student-Athlete    | Pos. | Ht.  | Wt. | Cl. | Exp | Wing Span | Hometown (High School/Previous School)                    |
|-----|--------------------|------|------|-----|-----|-----|-----------|---|
| 0   | Askia Booker       | G    | 6-2  | 175 | Sr. | 3L  | 6' 1/2"   | Los Angeles, Calif. (Price HS)                            |
| 1   | Wesley Gordon      | F    | 6-9  | 240 | So. | 1L  | 6' 11.75" | Colorado Springs, Colo. (Sierra HS)                       |
| 2   | Xavier Johnson     | G/F  | 6-7  | 230 | Jr. | 2L  | 6' 11.5"  | Los Angeles, Calif. (Mater Dei HS)                        |
| 3   | Xavier Talton      | G    | 6-2  | 185 | Jr. | 2L  | 6' 6.5"   | Sterling, Colo. (Sterling HS)                             |
| 5   | Eli Stalzer        | G    | 6-4  | 195 | Jr. | 2L  | 6' 4.75"  | Brea, Calif. (Mater Dei HS)                               |
| 10  | Tre'Shaun Fletcher | G/F  | 6-7  | 210 | So. | 1L  | 6' 10.5"  | Tacoma, Wash. (Lincoln HS)                                |
| 12  | Kevin Nelson       | G    | 6-2  | 190 | Sr. | 1L  | n/a       | Albuquerque, N.M. (Albuquerque Academy)                   |
| 13  | Dustin Thomas      | G/F  | 6-7  | 225 | So. | 1L  | 6' 11.5"  | Texarkana, Texas (Pleasant Grove HS)                      |
| 14  | Tory Miller        | F    | 6-9  | 240 | Fr. | HS  | 7'        | Kansas City, Kan. (New Hampton Prep [N.H.])               |
| 15  | Dominique Collier  | G    | 6-2  | 170 | Fr. | HS  | 6' 6.25"  | Denver, Colo. (Denver East HS)                            |
| 22  | Brett Brady        | G    | 6-1  | 160 | Jr. | 2L  | n/a       | Highlands Ranch, Colo. (Highlands Ranch HS)               |
| 23  | Jaron Hopkins      | G    | 6-6  | 200 | So. | 1L  | 6' 8.5"   | Mesa, Ariz. (Dobson HS)                                   |
| 24  | #George King       | G    | 6-6  | 220 | So. | 1L  | 6' 11.5"  | San Antonio, Texas (Brennan HS)                           |
| 33  | Josh Repine        | G    | 6-3  | 180 | Fr. | HS  | n/a       | Englewood, Colo. (Kent Denver HS/New Hampton Prep [N.H.]) |
| 35  | Geoff Bates        | G    | 6-2  | 200 | Sr. | 2L  | 6' 2.5"   | Plano, Texas (Plano West HS)                              |
| 40  | Josh Scott         | F    | 6-10 | 245 | Jr. | 2L  | 6' 11.5"  | Monument, Colo. (Lewis-Palmer HS)                         |
| 44  | ^Josh Fortune      | G    | 6-5  | 205 | Jr. | TR  | 6'7"      | Hampton, Va. (Kecoughtan HS/Providence)                   |

**Head Coach:** Tad Boyle (Kansas '85) - Fifth Year at CU

**Associate Head Coach:** Jean Prioleau (Fordham '92) - Fifth Year at CU

**Assistant Coach/Head Recruiting Coordinator:** Mike Rohn (McPherson College '90; Fort Hays State '93) - Fifth Year at CU

**Assistant Coach:** Rodney Billups (Denver 2005) - Fifth Year at CU

**Director of BB/Video Operations:** Bill Cartun (Bates College 2005; Connecticut 2007) - Fifth Year at CU

**Director of Player Development:** Sean Kearney (Scranton '81) - Second Year at CU

**Athletic Trainer:** Rawley Klingsmith (Northern Colorado 2000; Oregon 2002) - Second Year at CU

**Director of Basketball Strength & Conditioning:** James Hardy (Christopher Newport 2003; Auburn 2006) - Eighth Year

*#-Redshirting the 2014-15 Basketball Season*

*^-Per NCAA transfer rules, will sit out 2014-15 season; has two years of eligibility remaining*

| STATE  | BY CLASS  | HEIGHT   |
|--|---|--|
| <b>Arizona (1)</b><br>Jaron Hopkins  | <b>Seniors (3)</b><br>Geoffrey Bates<br>Askia Booker<br>Kevin Nelson  | <b>6-1</b><br>Brady  |
| <b>California (3)</b><br>Askia Booker<br>Xavier Johnson<br>Eli Stalzer   | <b>Juniors (5)</b><br>Brent Brady<br>Xavier Johnson<br>Josh Scott<br>Eli Stalzer<br>Xavier Talton             | <b>6-2</b><br>Bates<br>Booker<br>Collier<br>Nelson<br>Talton |
| <b>Colorado (6)</b><br>Brent Brady<br>Dominique Collier<br>Wesley Gordon<br>Josh Scott<br>Xavier Talton<br>Josh Repine | <b>Sophomores (5)</b><br>Tre'Shaun Fletcher<br>Wesley Gordon<br>Jaron Hopkins<br>George King<br>Dustin Thomas | <b>6-3</b><br>Repine<br>Stalzer                              |
| <b>Kansas (1)</b><br>Tory Miller   |   | <b>6-6</b><br>Hopkins<br>King                                |
| <b>New Mexico (1)</b><br>Kevin Nelson  | <b>Freshmen (3)</b><br>Dominique Collier<br>Tory Miller<br>Josh Repine  | <b>6-7</b><br>Fletcher<br>Johnson<br>Thomas                  |
| <b>Texas (3)</b><br>George King<br>Dustin Thomas<br>Geoff Bates  |   | <b>6-9</b><br>Gordon<br>Miller                               |
| <b>Washington (1)</b><br>Tre'Shaun Fletcher  |   | <b>6-10</b><br>Scott   |

**Pronunciation Guide**

|    |                    |            |
|----|--------------------|------------|
| 0  | Askia Booker       | ah-SKI-uh  |
| 2  | Xavier Johnson     | ZAY-vee-ER |
| 3  | Xavier Talton      | ZAY-vee-ER |
| 10 | Tre'Shaun Fletcher | Trey-SHAWN |
| 15 | Dominique Collier  | Call-YEAR  |
| 23 | Jaron Hopkins      | Juh-RON    |
| 33 | Josh Repine        | Ree-PINE   |

**PERCENTAGE OF 2014-15 MBB RETURNERS**

| Category       | Total | Return | Loss | % Returning |
|----------------|-------|--------|------|-------------|
| Points         | 2457  | 2167   | 290  | 88.2        |
| Rebounding     | 1305  | 1227   | 78   | 94.0        |
| Assists        | 397   | 323    | 74   | 81.4        |
| Blocks         | 115   | 110    | 5    | 95.7        |
| Steals         | 207   | 180    | 27   | 87.0        |
| Off. Rebounds  | 401   | 385    | 16   | 96.0        |
| Def. Rebounds  | 904   | 842    | 62   | 93.1        |
| Field Goals    | 814   | 739    | 75   | 90.8        |
| FG Attempts    | 1871  | 1710   | 161  | 91.4        |
| 3-pt. Made     | 181   | 151    | 30   | 83.4        |
| 3-pt. Attempts | 569   | 498    | 71   | 87.5        |
| FT Made        | 648   | 538    | 110  | 83.0        |
| FT Attempts    | 903   | 772    | 131  | 85.5        |

**4-4-4**

**ELITE COMPANY:** With three steals against Stanford, Askia Booker is one of three players in school history to reach 1600 points, 400 rebounds, 300 assists, 140 steals in a career.

(Current place on all-time list in parenthesis)

Three players in school history ranking in all 4 categories

| <b>1500+ Career Points</b> | <b>Games Played</b> |
|----------------------------|---------------------|
| t-1) Cory Higgins 2,001    | 2) 132              |
| 3) Donnie Boyce 1,995      | 27) 107             |
| 8) Askia Booker 1,605      | 4) 126              |

| <b>400+ Rebounds</b> |
|----------------------|
| 15) Donnie Boyce 644 |
| 24) Cory Higgins 547 |
| 41) Askia Booker 415 |

| <b>300+ Assists</b>   |
|-----------------------|
| t-6) Donnie Boyce 405 |
| 11) Cory Higgins 320  |
| 12) Askia Booker 312  |

| <b>140+ Steals</b>  |
|---------------------|
| 2) Donnie Boyce 245 |
| 3) Cory Higgins 192 |
| 9) Askia Booker 142 |

**CU MBB OVER THE YEARS:** CU basketball over the last 18 years with each head coach in Pac-12 & Big 12 play (all games stats listed). Bold indicates the best stat. Of the 6 categories, coach Boyle owns 4.

**TAD BOYLE**

| <b>Years</b> | <b>PPG</b> | <b>FG %</b> | <b>3-Pt.%</b> | <b>FT%</b>  | <b>To</b>   | <b>W's</b> |
|--------------|------------|-------------|---------------|-------------|-------------|------------|
| 2014-15      | 67.3       | .430        | .365          | .715        | 12.9        | 12         |
| 2013-14      | 70.2       | .435        | .318          | .718        | 13.3        | 23         |
| 2012-13      | 67.6       | .433        | .344          | .686        | 13.3        | 21         |
| 2011-12      | 67.5       | .446        | .348          | .691        | 13.0        | <b>24</b>  |
| 2010-11      | 80.1       | <b>.475</b> | .374          | <b>.778</b> | <b>11.6</b> | <b>24</b>  |

**JEFF BZDELIK**

| <b>Years</b> | <b>PPG</b> | <b>FG %</b> | <b>3-Pt.%</b> | <b>FT%</b> | <b>To</b> | <b>W's</b> |
|--------------|------------|-------------|---------------|------------|-----------|------------|
| 2009-10      | 74.6       | .473        | <b>.388</b>   | .766       | 13.2      | 15         |
| 2008-09      | 62.9       | .454        | .346          | .731       | 14.1      | 9          |
| 2007-08      | 62.4       | .451        | .343          | .684       | 13.4      | 12         |

**RICARDO PATTON**

| <b>Years</b> | <b>PPG</b>  | <b>FG %</b> | <b>3-Pt.%</b> | <b>FT%</b> | <b>To</b> | <b>W's</b> |
|--------------|-------------|-------------|---------------|------------|-----------|------------|
| 2006-07      | 69.1        | .417        | .313          | .655       | 17.5      | 7          |
| 2005-06      | 76.8        | .434        | .342          | .646       | 14.0      | 20         |
| 2004-05      | 71.6        | .435        | .353          | .629       | 14.4      | 14         |
| 2003-04      | 74.2        | .464        | .372          | .621       | 14.6      | 18         |
| 2002-03      | 75.2        | .443        | .326          | .669       | 14.0      | 20         |
| 2001-02      | 79.7        | .453        | .357          | .677       | 17.0      | 15         |
| 2000-01      | <b>80.6</b> | .460        | .359          | .715       | 16.5      | 15         |
| 1999-00      | 75.2        | .426        | .339          | .686       | 14.3      | 18         |
| 1998-99      | 73.1        | .414        | .344          | .702       | 14.7      | 18         |
| 1997-98      | 71.4        | .404        | .346          | .688       | 14.3      | 13         |
| 1996-97      | 73.1        | .420        | .362          | .681       | 13.9      | 22         |

**IN CASE YOU MISSED IT (California):** Dominique Collier started his career game (2 pts, 2 rbs, 1 block, 1 steal) • Wesley Gordon 10 rebounds was his sixth (10th career) double-digit board game and his 11th multi-block game this season (27 career) • First time the Buffaloes have lost back-to-back home games since 2009-10; a first for Boyle at CU • Fourth home loss this season, the most since going 8-9 during the 2008-09 campaign • Only the 13th home loss (69-13) for the Boyle coaching staff at the Coors Events Center in five years • Three Pac-12 home losses matches the 2012-13 conference season (that year: UCLA, Arizona State, Oregon State).

**IN CASE YOU MISSED IT (Utah game):** Josh Scott scored 10 points giving him 1,000 career points (No. 32 player in school history to reach 1,000-point plateau) • Askia Booker missed only his second collegiate game out of 126 over his four years. He missed Texas Southern (Dec. 22, 2011) during this freshman year with the flu (CU won 56-51) and his streak of 114 consecutive games ends.

**43 POINTS:** Askia Booker scored the most points by a Buff since Donnie Boyce had 46 points in a losing effort at Oklahoma State (March 5, 1994; 83-68). Booker recorded 43 in triple-overtime at USC (Jan. 29). Booker also set career highs in FGM (13), FTA (23), FTA (15) and minutes played (51). Booker also scored 30 at Arizona (Jan. 15)

- Booker's 43 points is second in Division I behind Amere May (Delaware State) who scored 48 against at St. Francis Brooklyn (Dec. 17).
- Booker's 17.3 ppg. average is No. 74 nationally; Wesley Gordon 7.7 rpg. is No. 88.

**CU & 3OTs:** Colorado's thrilling 98-94 three overtime win over USC ties for third longest game in school history:  
 5 OT - 2/27/60: IOWA STATE (L, 80-83)  
 4 OT - 2/05/83: OKLAHOMA ST. (L, 91-96)  
 3 OT - 1/29/2015: at USC (98-94)  
 3 OT - 12/7/51: COLOR. A&M (L, 58-65)  
 3 OT - 1/28/65: at Oklahoma St. (L, 55-59)  
 3 OT - 12/20/65: at Arizona (W, 77-73)

**MORE GORDON:** Against the Washington schools, Wesley Gordon grabbed a two-game conference total of 31 rebounds (15.5 rpg) against Washington (17) and Washington State (14). It's the second-most conference total by a CU player in 11 years when Lamar Harris (32) in 2003-04. The most recent player to accomplish was Andre Roberson, who had 31 rebounds in back-to-back games in 2012-13 (20 at Fresno St.; 11 at Kansas).

**MISCELLANEOUS STATS**

**DUNKS: 63** (Scott: 16, Hopkins: 14, Johnson: 12, Gordon: 10, Fletcher: 5, Miller: 5, Talton: 1).

**CHARGES TAKEN: 37** (Thomas: 10, Talton: 8, Scott: 8, Johnson: 5, Collier: 3, Booker: 1, Fletcher: 1, Gordon: 1).

**\*ASSISTS TO FREE THROWS: 63**

Askia Booker: 13 (76 assists at CU): 89 overall  
 Xavier Talton: 12 (38 assists at CU): 50  
 Jaron Hopkins: 10 (34 at CU): 44  
 Wesley Gordon: 4 (28 at CU): 32  
 Dominique Collier: 10 (19 at CU): 29  
 Dustin Thomas: 3 (27 at CU): 30  
 Tre'Shaun Fletcher: 3 (22 at CU): 25  
 Josh Scott: 1 (17 at CU): 18  
 Xavier Johnson: 6 (10 at CU): 16

\*This category is another way FIBA issues an assist. Example: Immediately following a pass from Player 1, Player 3 is fouled in the act of shooting. Player 3 makes one or two free throws, hence an assist is given to Player 1.

**WHO ON THE TEAM DOES WHAT ACCORDING TO JAMES HARDY**

*(Director of Basketball Strength & Conditioning)*

**BENCH**

**2014-15:** Josh Scott, Geoff Bates, George King: 267 lbs

**Clean:** Josh Scott: 291 lbs

**Bench:** Kevin Nelson: 19 reps

**2013-14:** Josh Scott benches 267lb; (2013-14) he benched 185lb 17 times; (in 2012-13, he benched 185 only 7 times)

**SQUATS**

**2014-15:** Josh Scott 450 lbs (all-time record since James Hardy has been at CU: 8 years)

**2013-14:** Josh Scott: 433 (then-team all-time high was Austin Dufault 444)

**2014-15:** Approach Vertical: George King 42.5"

**2013-14:** Approach Vertical: Askia Booker 42.5"

**2014-15:** Approach Vertical: George King 35"

**2013-14:** Standing Vertical: Xavier Johnson 34.5"

**Random thoughts From Hardy:**

Tory Miller dropped from 257 to 240 pounds; Josh Scott had another good summer; W. Gordon increased all weight room maxes.

**TEAM MISC ...**

**Biggest Shoe Size:** George King - 16

**Smallest shoe size:** Askia Booker - 11

**Most credit hours (spring semester):** Askia Booker/Brett Brady: 15 hours

**Most tattoos:** Dustin Thomas

**Oldest:** Kevin Nelson (24 yrs.)

**Youngest:** Dominique Collier (18 yrs.)

**Weight Increases From Last To This Year:**

Tre'Shaun Fletcher: 200 - 210

Wesley Gordon: 225 - 240

Jaron Hopkins: 190 - 200

Xavier Johnson: 220 - 230

George King: 208 - 220

**0 Askia Booker Los Angeles, Calif. (Price HS)**  
**G • 6-2 • 175 • Sr. • 3L**

- Communication major, interested in creative writing.
- Only the ninth player in school history with 1,500+ career points.
- Last 5 games: 21.8 ppg., 14 assts., 8 treys, 23-of-27 FTs (.852)
- Pac-12: 19.5 ppg (3rd in Conference)
- 8 of 11 Pac-12 games: 16+ pts • 5 of 11 Pac-12 games over 20+ points.
- 10 of last 17 games 20+ points.
- 19.5 ppg conference average looking to become first CU player since Alec Burks (2010-11, 20 ppg) to average 20+ in conference season.
- Career & Pac-12 high this season 43 points at USC (3 ots).
- 7 assists vs. USC (Jan. 4); CU is 8-2 having 6+ assists in a game.
- Has led the team in scoring in 9 of 11 games.
- CU is 11-5 when Booker has 5+ assists in a game (4-1 this season).
- 31st player with over 1,000 career points.
- CU is 18-2 when Booker shoots 50+ FG% over his career at home.
- Holds the Pac-12's top spot for most FTs made (14) in a game this season; percentage is also No. 1 (14-of-14, 1.000); most points too.
- Named to the Diamond Head Classic All-Tournament Team.
- 2014 All-Pac 12 All-Tourney Team; All-Pac-12 Honorable Mention.
- 2nd last year in ppg. (13.7); 1st in assists (116) and steals (45).

**1 Wesley Gordon Colorado Springs, Colo. (Sierra HS)**  
**F • 6-9 • 240 • So. • 1L**

- Anthropology major – cultural anthropology is focus.
- No. 13 on CU's all-time blocks list (79).
- Career-best 17 rebounds vs. Washington (Jan. 22).
- First career b-2-b doubles vs. UW (10 pts, 17 rbs), WSU (10 pts, 14 rbs).
- 38 blocks ranks t-No. 19 th on CU single-season blocks list.
- 1st in blocks (38), 1st rebounding (7.7 rpg.), 1st FG% (.521).
- Led in rebounding 11x (one shared), including 8 of last 10 (9.1 rpg.).
- Led the team in blocks the last 7 of 12 games.
- 12 games with 2+ blocks; Career-high 7 blocks vs. UCLA (Jan. 2).
- 20 of 24 games w/ 5+ rebounds • 6 games w/ 10+ rebounds.
- 14 rebounds vs. UCLA • 4 double-doubles (five career).
- vs. UCLA: 11 pts, 14 boards with career-high 7 blocks.
- 4 of last 7 games has netted 10+ points.
- 2013-14 Pac-12 All-Freshman team honorable mention.
- Last year, second inn team rebounding (6.0); fifth in scoring (5.9 ppg.).
- Led all Pac-12 freshmen in blocks (41); 2nd in rebounding (6.1).
- Ranked 5th on the CU freshmen rebounding list (186).

**2 Xavier Johnson Los Angeles, Calif. (Mater Dei HS)**  
**G/F • 6-7 • 230 • Jr. • 2L**

- Double major: ethnic studies and communication.
- Missed four games (Jan. 15-24) with high ankle sprain (CU went 1-3).
- 1st double-double this season vs. Stanford (10 pts, 13 rbs): 6th career
- Returned to line up at USC (Jan. 29) with 12 pts, 5 rbs.
- Season-high 36 minutes at USC (fouled out 2:31 of 2nd OT).
- Came off the bench the last 3 of 4 games (at USC, at UCLA, Utah).
- 5+ rebounds in 15 of 19 games • 8 games w/ 7+ boards.
- Pair of 20-point efforts (DePaul & Colorado State).
- Led or shared scoring honors 4 times.
- Second in 3-pointers (21) • Third in rebounding (5.8 rpg.).
- Last year t-1st in 3-pointers (37) • 3rd in rebounding (5.9).

**3 Xavier Talton Sterling, Colo. (Sterling HS)**  
**G • 6-2 • 185 • Jr. • 2L**

- Double major: marketing & sociology.
- Career-high 42 minutes at USC (Jan. 29).
- Season-high 10 pts. w/ career-high 6 assists home win vs. WSU (Jan. 24).
- Started first 9 games of the season • 3rd in 3-pointers (18).
- 28 treys in '13-14 • 20.7 minutes as a sophomore (7.3 mpg, freshman yr).

**5 Eli Stalzer Brea, Calif. (Mater Dei HS)**  
**G • 6-4 • 195 • Jr. • 2L**

- Accepted into College of Music (Oct. 2012) • Music major (is a pianist).
- 15 games played in 2014-15 • Shared team honors w/ 2 steals vs. WSU.
- Season-high 18 mins, 3 assts, 2 steals vs. Washington State (Jan. 24).
- Career-best 8 points at Utah in 2013-14.

**10 Tre'Shaun Fletcher Tacoma, Wash. (Lincoln HS)**  
**G/F • 6-7 • 210 • So. • 1L**

- Open Option major in CU's College of Arts and Sciences.
- Season-high 10 pts in home win vs. WSU (Jan. 24) & loss at ASU (Jan. 17).
- Career-high 6 rebounds vs. Washington (Jan. 22).
- Career-high three 3-pointers at Arizona State (Jan. 17).
- Athletes In Action team summer 2014 (head coach Mike Rohn).
- First CU MBB player from Washington state since 1999-2000.

**13 Dustin Thomas Texarkana, Texas (Pleasant Grove HS)**  
**G/F • 6-7 • 225 • So. • 1L**

- Open Option major in CU's College of Arts and Sciences.
- Started 9 of last 11 games, 11 starts overall this season.
- Career-best 17 pts. on 7-of-10 shooting against USC (Jan. 4); also perfect at FT line (4-of-4) and 3-point arc (3-of-3).
- Leads Buffs in fouling out (3) and fouls this season (58).
- Shared rebounding honors (5) at Arizona (Jan. 15), a CU first for him.
- Career-best 3 steals against Trojans (Jan. 4).

**14 Tory Miller Kansas City, Kan. (New Hampton Prep [N.H.])**  
**F • 6-9 • 240 • Fr. • HS**

- Intended major is pre-med.
- First career start at home vs. Utah (5 pts., 1 steal, 1 assist).
- Last 5 games: 5.6 ppg, 3.6 rpg., 10-of-14 FG (.714).
- Season-high 10 pts, 7 rbs. in home win vs. Washington State (Jan. 24)
- First career double-double (11 pts, 13 rbs) at USC (Jan. 29).
- Season-high 29 minutes at USC (Jan. 29).
- Led CU in rebounding for the first time at USC (Jan. 29).

**15 Dominique Collier Denver, Colo. (Denver East HS)**  
**G • 6-2 • 170 • Fr. • HS**

- Open Option major in Colorado's College of Arts and Sciences.
- Led CU in scoring at home against Utah (Feb. 7) w/ 11 pts (5-of-7 FT).
- Career-high 40 minutes at USC • Season-best 5-of-8 FT line.
- Last 6 games averaging 6.3 ppg • Has started the last 2 games.
- Led team in assists at Hawai'i w/ 3, first time led Buffs in a category.
- Made his first collegiate baskets - both 3-pointers at Wyoming (Nov. 22).
- Averaged 23.4 points, 4.3 rebounds, 3.7 assists, 3.5 steals as a senior.
- Denver East to 24-4 record, 5A state championship at Events Center.
- Named Mr. Colorado Basketball by *The Denver Post*, twice.

**23 Jaron Hopkins Mesa, Ariz. (Dobson HS)**  
**G • 6-6 • 200 • So. • 1L**

- Open Option major in College of Arts & Sciences.
- Missed game at USC with right ankle injury; also missed at Georgia.
- Last 3 games prior to injury: 14.7 ppg, 6 rpg, 3.3 apg.
- Pac-12 games: 8.5 ppg, 4.5 rpg, 18 assists, 13 steals, 47.9 FG%.
- Career-high 20 pts., 7 rbs, tied career-high assists (5), steals (4) at ASU.
- Led team outright in scoring vs. Washington (11), first career.
- 14 starts this season.
- Started three games at Diamond Head Classic (5.7 ppg., 3.0 rpg., 1.7 apg.).
- Last year: 9 starts: 4.8 ppg., 2.7 rpg., 1.1 apg., 0.8 spg.

**40 Josh Scott Monument, Colo. (Lewis-Palmer HS)**  
**F • 6-10 • 245 • Jr. • 2L**

- College major is sociology • 2014-15 Wooden Top 50 Watch List.
- Returned to action against Utah w/ 10 pts, 7 rbs in 23 minutes.
- No. 32 player in school history with 1,000 career points (1,024 pts.)
- Last 3 games since return: 11.3 ppg, 8.3 rpg
- Missed 8 of 9 games w/ back spasms.
- Four 20-point scoring games with three double-doubles (18 career).
- 12 games with 6+ rebounds • 3+ blocks in 7 games.
- Led CU in scoring 6 times (one shared); Rebounding 8 times (one shared).
- 8 of 14 games this season 50+ FG% or better from the field.
- 2014 All-Pac-12 First Team selection.
- Last year: Team-best 51.1 FG% • 1st in team scoring (14.1 ppg.).
- t-2nd Pac-12 double-doubles (13); 7 doubles in Pac-12 play (3rd).
- Pac-12 games only (led team: 52.8 FG%; 15.6 ppg., 8.4 rpg., 28 blks).
- Shot 50+ FG% in 19 games; 13 games over 60 FG%.
- Led team scoring 15 times (1 shared); 7 games w/ at least 3 blocks.
- Second in team blocks (40).

**FREE THROW SHOOTING:** Career percentages at the charity stripe with under 5 and 2 minutes (and overtime) to play for the current players on the roster.

**5:00-2:01**

|          |          |        |
|----------|----------|--------|
| Miller   | 2-of-2   | 100.0% |
| Scott    | 31-of-35 | 88.6%  |
| Booker   | 37-of-44 | 84.1%  |
| Gordon   | 9-of-12  | 75.0%  |
| Stalzer  | 3-of-4   | 75.0%  |
| Talton   | 11-of-15 | 73.3%  |
| Johnson  | 10-of-14 | 71.4%  |
| Thomas   | 3-of-7   | 42.9%  |
| Collier  | 2-of-5   | 40.0%  |
| Fletcher | 1-of-3   | 33.0%  |
| Hopkins  | 0-of-9   | 0.0%   |

**2:00-0:00**

|          |          |       |
|----------|----------|-------|
| Miller   | 3-of-3   | 100%  |
| Fletcher | 7-of-9   | 77.8% |
| Scott    | 25-of-34 | 73.5% |
| Booker   | 49-of-68 | 72.1% |
| Gordon   | 4-of-6   | 66.7% |
| Thomas   | 2-of-3   | 66.7% |
| Talton   | 12-of-19 | 63.2% |
| Johnson  | 18-of-33 | 54.6% |
| Stalzer  | 3-of-6   | 50.0% |
| Hopkins  | 2-of-4   | 50.0% |
| Collier  | 2-of-5   | 40.0% |

**OT 5:00-2:01**

|         |        |       |
|---------|--------|-------|
| Scott   | 3-of-3 | 100%  |
| Booker  | 2-of-2 | 100%  |
| Collier | 2-of-2 | 100%  |
| Johnson | 3-of-6 | 50.0% |
| Gordon  | 1-of-2 | 50.0% |

**OT 2:00-0:00**

|        |          |       |
|--------|----------|-------|
| Booker | 16-of-18 | 88.9% |
| Gordon | 1-of-2   | 50.0% |
| Miller | 1-of-2   | 50.0% |
| Talton | 1-of-2   | 50.0% |

**Combined Total**

|          |            |       |
|----------|------------|-------|
| Miller   | 6-of-7     | 85.7% |
| Scott    | 59-of-72   | 81.9% |
| Booker   | 104-of-132 | 78.8% |
| Gordon   | 15-of-22   | 68.2% |
| Talton   | 24-of-36   | 66.7% |
| Fletcher | 8-of-12    | 66.7% |
| Stalzer  | 6-of-10    | 60.0% |
| Johnson  | 31-of-53   | 58.5% |
| Thomas   | 5-of-10    | 50.0% |
| Collier  | 6-of-12    | 50.0% |
| Hopkins  | 2-of-13    | 15.4% |

**90+ POINTS:** CU scored 90 points in back-to-back conference games (WSU, at USC) since 2010-11 when they were in the Big 12 (Texas, 91; at Iowa State, 90). CU had 90 at home against Washington State, then 98 in three overtimes at USC. It's the third and fourth time the Buffaloes have reached the 90-point plateau in four years of Pac-12 Conference play. The other two times occurred last year in Boulder against Oregon (100-81) and Washington (91-65).

**Most Points in Consecutive Games - Since 2005-06 for Colorado**

200: Dec. 22, 2005 - Dec. 31, 2005

199: Dec. 31, 2005 - Jan. 3, 2006

194: Dec. 20, 2005 - Dec. 22, 2005

193: Dec. 17, 2010 - Dec. 19, 2010

**188: Jan. 24, 2015 - Jan. 29, 2015**

**SHARING THE BALL:** CU had four players against Washington State (Jan. 24) with at least four or more assists apiece for a season-high 25 dimes against the Cougars. The 25 assists is a Pac-12 Conference best for the Buffs over the four years, and the most by any CU team since having 27 against Cal State Northridge (Dec. 22, 2009). It's also the last time CU placed four players with four or more assists in a game. The 25 conference assists are the most by CU since having 26 in a 104-86 home loss to Oklahoma State (Jan. 30, 2005) • 4th time this season CU had 20+ assists in a game (4-0) • 14-0 when having 20+ assists under Boyle.

**SKI-U:** Askia Booker's 43 points ties Cliff Meely's 43 points at Oklahoma (Jan. 16, 1971), for fourth place in single-season scoring in CU history • Didn't score his first point (a 3-pter) until 6:28 remaining in the first half, netted 24 points in regulation, then tallied 19 points in the three extra sessions • 43 points ties for fifth scored most in Pac-12 since 1998 • Most points scored (43) by a Buff in this millennium [Jaquay Walls 42 vs. Iowa state in 2000; D.J. Harrison 38 vs. Austin Peay, 2000] • Scored double figures in all seven games against USC (19.7 ppg.).

**SOPHOMORE-FRESHMAN YEAR:** Jaron Hopkins is shooting just under 50 percent from the field this year after shooting just 38.2 percent in 2013-14. Here's the largest FG Pct Improvement among Pac-12 players (2013-14 to 2014-15).

(Min. 75 FGA in Both Seasons)

| Player, Team           | '13-14 | '14-15 | Diff  |
|------------------------|--------|--------|-------|
| Julian Jacobs, USC     | .409   | .523   | +.114 |
| Jaron Hopkins, CU      | .382   | .484   | +.102 |
| Ike Iroegbu, WSU       | .357   | .452   | +.095 |
| Jonathan Gillling, ASU | .419   | .470   | +.051 |
| Shawn Kemp Jr., UW     | .555   | .600   | +.045 |

**2014-15 Pac-12 Conference (Feb. 16)**

| Category/Name   | All Games |      | Pac-12 |      |
|-----------------|-----------|------|--------|------|
|                 | Rank      | Stat | RK     | Stat |
| Scoring Offense | 9th       | 67.3 | 9th    | 66.3 |
| Scoring Defense | 4th       | 64.7 | 6th    | 68.5 |
| Scoring Margin  | 9th       | +2.7 | 7th    | -2.2 |

|                      |     |      |      |      |
|----------------------|-----|------|------|------|
| Field Goal %         | 8th | .430 | 11th | .411 |
| Field Goal % Defense | 5th | .407 | 4th  | .421 |
| Free Throw %         | 2nd | .715 | 7th  | .693 |

|                         |     |      |     |      |
|-------------------------|-----|------|-----|------|
| 3-Point Field Goal %    | 4th | .365 | 4th | .375 |
| 3-Point FG Pct. Defense | 8th | .339 | 6th | .354 |

|                    |     |      |     |      |
|--------------------|-----|------|-----|------|
| Rebounding Offense | 4th | 36.9 | 2nd | 36.8 |
| Rebounding Defense | 6th | 33.1 | 9th | 35.9 |
| Rebounding Margin  | 5th | +3.8 | 5th | +0.9 |

|                       |      |      |       |      |
|-----------------------|------|------|-------|------|
| Blocked Shots         | 4th  | 4.2  | 3rd   | 4.0  |
| Assists               | 12th | 11.6 | 9th   | 11.6 |
| Steals                | 6th  | 5.8  | t-3rd | 6.3  |
| Turnover Margin       | 11th | -1.4 | 8th   | -1.8 |
| Assist/Turnover Ratio | 12th | 0.9  | 9th   | 0.9  |

|                     |     |      |     |      |
|---------------------|-----|------|-----|------|
| Offensive Rebounds  | 5th | 11.0 | 2nd | 11.2 |
| Defensive Rebounds  | 5th | 26.0 | 2nd | 25.7 |
| Defensive Rebound % | 7th | .714 | 7th | .706 |
| Offensive Rebound % | 4th | .325 | 3rd | .307 |
| 3-Point FG Made     | 7th | 5.6  | 7th | 6.0  |

**Individuals****Scoring**

|                |      |      |     |      |
|----------------|------|------|-----|------|
| Askia Booker   | 4th  | 17.3 | 3rd | 19.5 |
| Xavier Johnson | 26th | 11.3 | -   | -    |

**Rebounding**

|                |      |     |     |     |
|----------------|------|-----|-----|-----|
| Wesley Gordon  | 6th  | 7.7 | 3rd | 9.1 |
| Xavier Johnson | 18th | 5.8 | -   | -   |

**FT%**

|              |     |      |     |      |
|--------------|-----|------|-----|------|
| Askia Booker | 9th | .816 | 7th | .833 |
|--------------|-----|------|-----|------|

**Assists**

|              |      |     |     |     |
|--------------|------|-----|-----|-----|
| Askia Booker | 11th | 3.3 | 9th | 3.5 |
|--------------|------|-----|-----|-----|

**Steals**

|               |      |     |      |     |
|---------------|------|-----|------|-----|
| Askia Booker  | 10th | 1.3 | 5th  | 1.5 |
| Jaron Hopkins | -    | -   | 14th | 1.2 |

**Blocks**

|               |     |     |     |     |
|---------------|-----|-----|-----|-----|
| Wesley Gordon | 4th | 1.6 | 2nd | 2.0 |
|---------------|-----|-----|-----|-----|

**3-Point FG Made**

|              |     |     |     |     |
|--------------|-----|-----|-----|-----|
| Askia Booker | 8th | 2.0 | 5th | 2.5 |
|--------------|-----|-----|-----|-----|

**3-Point Pct.**

|                |      |      |      |      |
|----------------|------|------|------|------|
| Askia Booker   | 13th | .379 | 13th | .389 |
| Xavier Johnson | 15th | .375 | -    | -    |

**Assist-Turnover Ratio**

|              |      |     |      |     |
|--------------|------|-----|------|-----|
| Askia Booker | 11th | 1.4 | 12th | 1.5 |
|--------------|------|-----|------|-----|

**Offensive Rebounds**

|               |       |     |     |     |
|---------------|-------|-----|-----|-----|
| Wesley Gordon | t-4th | 2.8 | 2nd | 3.1 |
|---------------|-------|-----|-----|-----|

**Defensive Rebounds**

|               |     |     |     |     |
|---------------|-----|-----|-----|-----|
| Wesley Gordon | 8th | 4.9 | 5th | 6.0 |
|---------------|-----|-----|-----|-----|

**ATTENDANCE:** CU and the Coors Events Center recorded a school record for season total attendance (173,429) during the 2013-14 season, topping the previous high set during the 2012-2013 season (155,884). Last season, also saw runner up placings for season average, conference total, and conference average. The 2012-13 season was the third biggest increase nationally by average attendance.

| SEASON TOTAL (All Games) | SEASON AVERAGE       | NL AVE | CONFERENCE TOTAL             | CONFERENCE AVERAGE           |
|--------------------------|----------------------|--------|------------------------------|------------------------------|
| 1) 2013-14 18 173,429    | 1) 2012-13 15 10,392 | #37    | 1) 2012-13 (Pac-12) 9 94,371 | 1) 2012-13 (Pac-12) 9 10,486 |
| 2) 2012-13 15 155,884    | 2) 2013-14 18 9,635  | #44    | 2) 2013-14 (Pac-12) 9 89,296 | 2) 2013-14 (Pac-12) 9 9,922  |
| 3) 2010-11 20 140,284    | 3) 2014-15 14 9,558  | n/a    | 3) 2011-12 (Pac-12) 9 82,442 | 3) 2010-11 (Big 12) 8 9,809  |
| 4) 2014-15 14 133,811    | 4) 2011-12 16 7,804  | #65    | 4) 2010-11 (Big 12) 8 78,472 | 4) 2014-15 (Pac-12) 7 9,620  |
| 5) 2011-12 16 124,860    | 5) 1983-84 15 7,659  | n/a    | 5) 2002-03 (Big 12) 8 71,962 | 5) 2011-12 (Pac-12) 9 9,160  |
| 6) 1983-84 15 114,887    | 6) 2010-11 20 7,014  | #77    | 6) 2014-15 (Pac-12) 7 67,343 | 6) 1983-84 (Big 8) 7 9,147   |

The 2014-15 season is the 36th for Buffalo basketball at the Coors Events Center. The Buffaloes' first regular season game was Dec. 1, 1979 defeating New Mexico, 86-78. The CEC has a capacity of 11,064. The facility was originally called the CU Events/Conference Center, but was renamed in September 1990 in honor of a \$5 million gift from the Adolph Coors Foundation.

- CU is 22-7 (.759) under the Boyle coaching staff when the Coors Events Center's capacity is over 10,000+.
- CU is 39-11 (.780) at home when the attendance is 9,000 or more over the last five years at CEC.

**CEC BEST CROWDS**

**Season Home Opener:** vs. Wofford (Nov. 9, 2012): 10,611 (CU, 74-59)  
**Non-Conference Game (all-time):** vs. Colorado State (Dec. 5, 2012): 11,708 (CU, 70-61)  
**Pac-12 Conference:** vs. Stanford (Jan. 24, 2013): 11,212 (CU, 75-54)

**All-Time CEC Record:** 383-164 (.700)  
**All-Time Non-Conference Record:** 238-39 (.862)

**Record vs. Pac-12 Conference:** 25-8 (.758)  
**Record Under Tad Boyle At CEC:** 70-13 (.843)

**Non-Conference Consecutive Home Game Winning Streaks**  
 35: Dec. 4, 1976-Dec. 5, 1981  
 27: Dec. 10, 2008-Dec. 7, 2011  
 23: Dec. 19, 2011-Dec. 3, 2014

**Conference Consecutive Home Game Winning Streaks**  
 29: Jan. 8, 1937-Feb. 21, 1941  
 19: Jan. 14, 1961-Mar. 4, 1963  
 16: Mar. 9, 1917-Jan. 10, 1922  
 15: Jan. 11, 1954-Feb. 11, 1956  
 15: Jan. 26, 1929-Jan. 9, 1931  
 14: Jan. 6, 1962-Mar. 4, 1963  
 10: Dec. 12, 2011-Dec. 4, 2012

**BEST HOME RECORDS:** Of the best home records in school history (min. 10 home games played) in terms of wins, the Tad Boyle coaching staff owns No. 1, No. 2, and No. 4. CU is averging 15 home wins over the last four years.

|                   |             |             |
|-------------------|-------------|-------------|
| <b>2011-2012:</b> | <b>18-2</b> | <b>.900</b> |
| <b>2013-2014:</b> | <b>16-2</b> | <b>.889</b> |
| 2002-2003:        | 14-1        | .933        |
| <b>2011-2012:</b> | <b>14-2</b> | <b>.875</b> |
| 1996-1997:        | 13-1        | .929        |
| 1983-1984:        | 13-2        | .867        |
| 2009-2010:        | 13-3        | .813        |
| 1999-2000:        | 13-3        | .813        |
| 1998-1999:        | 13-3        | .813        |
| 1979-1980:        | 13-3        | .813        |
| 1990-1991:        | 13-4        | .765        |
| <b>2012-2013:</b> | <b>12-3</b> | <b>.800</b> |

**Top Home Winning % Nationally (2010-2014)**

|                   |      |      |
|-------------------|------|------|
| Duke              | .954 | 63-3 |
| Gonzaga           | .952 | 60-3 |
| Southern Missouri | .947 | 54-3 |
| Belmont           | .945 | 52-3 |
| Harvard           | .942 | 49-3 |
| Kentucky          | .942 | 65-4 |
| Kansas            | .940 | 63-4 |
| Missouri          | .929 | 66-5 |
| Arizona           | .926 | 63-5 |
| Florida           | .924 | 61-5 |
| San Diego State   | .923 | 60-5 |
| Webber            | .912 | 52-5 |
| St. Mary's        | .911 | 62-7 |
| Ohio State        | .910 | 71-7 |
| Memphis           | .905 | 67-7 |
| Middle Tennessee  | .901 | 55-6 |
| VCU               | .900 | 54-6 |

**COORS EVENTS CENTER Sellouts Last 5 Years**

|          |           |
|----------|-----------|
| 2014-15: | 1 (0-1)   |
| 2013-14: | 4 (2-2)   |
| 2012-13: | 7 (6-1)   |
| 2011-12: | 3 (2-1)   |
| 2010-11: | 5 (4-1)   |
|          | 20 (14-6) |



**SOX WALSETH COURT:** The Coors Events Center basketball floor is named after legendary Colorado basketball coach Sox Walseth in 1996.

He is CU's all-time leader in men's basketball victories with 261, then added another 77 victories coaching the CU women from 1980-83, including an impressive 43-0 at home. Walseth is the first at CU and only a few to coach both the men's and women's basketball teams at the same school. With the men, CU won three Big Eight titles and was named conference coach of the year five times (4-Big Eight; 1-Big Seven). He coached 20 different CU teams from 1957-1976. Walseth was inducted into the Colorado Sports Hall of Fame in 1998 and the CU Athletic Hall of Fame in 2002.



## COLORADO GAME-BY-GAME LEADERS

| Date    | Opponent          | Points                       | Rebounds                  | Assists                    | Steals                   | Blocks                     | 3-PTM                      |
|---------|-------------------|------------------------------|---------------------------|----------------------------|--------------------------|----------------------------|----------------------------|
| Nov. 14 | DREXEL            | Scott (21)^                  | Scott (11)^               | Thomas (4)^                | Booker (2), Talton (2)^  | Scott (3)^                 | Johnson (2)                |
| Nov. 17 | AUBURN            | Johnson (17),<br>Scott (17)  | Gordon (12)               | Talton (4)^                | Booker (2)^              | Scott (3)^                 | 5 players w/1              |
| Nov. 22 | at Wyoming        | Johnson (9)                  | Scott (7)                 | Johnson (2)                | 3 players w/ 1           | -                          | Collier (2)                |
| Nov. 25 | AIR FORCE         | Johnson (15)^                | Johnson (9)^              | Collier (6)^               | Talton (3)               | Gordon (3)^                | Talton (3)^                |
| Nov. 30 | LIPSCOMB          | Scott (29)^                  | Scott (13)^               | Booker (7)^                | 4 players w/ 1           | Gordon, Scott (3)^         | Johnson (2)                |
| Dec. 3  | SAN FRANCISCO     | Booker (21)^                 | Scott (6)^                | Fletcher (4)               | Hopkins (2)^             | Gordon (2)^                | Booker (5)^                |
| Dec. 7  | at Georgia        | Booker (20)^                 | Scott (11)^               | Booker (3)                 | Booker (3)^              | Scott (3)^                 | Johnson (2)                |
| Dec. 10 | COLORADO STATE    | Johnson (20)^                | Gordon (11)^              | Booker (3)^                | 3 players w/ 1           | Gordon (2)^                | Johnson (2)^               |
| Dec. 13 | NORTHERN COLO.    | Scott (21)^                  | Johnson (8),<br>Scott (8) | Booker (5),<br>Hopkins (5) | Talton (2)               | Scott (4)^                 | Booker (5)^                |
| Dec. 22 | vs. DePaul        | Booker (27)^                 | Johnson (7)               | Booker (6)^                | Booker (3)^              | Scott (2)^                 | Johnson (2)^               |
| Dec. 23 | vs. Geo. Wash.    | Gordon (10),<br>Scott (10)   | Scott (8)^                | Booker (3)                 | Hopkins (3)              | Scott (1)^                 | Hopkins (1)^               |
| Dec. 25 | at Hawai'i        | Scott (23)^                  | Johnson (8)^              | Collier (3)                | 3 players w/ 1           | Scott (3)^                 | Booker (3)^                |
| Jan. 2  | *UCLA             | Booker (20)                  | Gordon (14)^              | Hopkins (3)                | Booker, Johnson (3)      | Gordon (7)^                | Booker (4)^                |
| Jan. 4  | *USC              | Booker (18)^                 | Gordon (9)^               | Booker (7)^                | Hopkins (4)^             | Gordon, Miller (2)^        | Thomas (3)^                |
| Jan. 7  | *at Utah          | Booker (12),<br>Hopkins (12) | Gordon (7)                | Gordon (2),<br>Thomas (2)  | 4 players w/ 1           | Gordon (3)^                | Fletcher (2)^              |
| Jan. 11 | *at Arizona       | Booker (30)^                 | Gordon (5),<br>Thomas (5) | Booker (3),<br>Thomas (3)  | 4 players w/ 1           | Hopkins (1)                | Booker (6)^                |
| Jan. 14 | *at Arizona State | Booker (21)^                 | Gordon (8)^               | Hopkins (5)                | Hopkins (4)^             | Stalzer (1),<br>Thomas (1) | Booker (3),<br>Hopkins (3) |
| Jan. 22 | *WASHINGTON       | Hopkins (11)                 | Gordon (17)^              | Booker (3)^                | Fletcher (2), Thomas (2) | Hopkins (1)                | Fletcher (2)^              |
| Jan. 24 | *WASH STATE       | Booker (21)^                 | Gordon (14)^              | Talton (6)^                | Gordon (2), Stalzer (2)^ | Gordon (4)^                | Booker (4)^                |
| Jan. 28 | *at USC           | Booker (43)^                 | Miller (13)^              | Booker (3)                 | Booker (3)^              | Johnson (2)^               | Booker (4)                 |
| Jan. 31 | *at UCLA          | Booker (16)                  | Gordon (8)                | Booker (5)^                | 3 players w/ 1           | Gordon (2)^                | Talton (2)^                |
| Feb. 7  | *UTAH             | Collier (11)                 | Scott (7)                 | Thomas (2)                 | 6 players w/ 1           | Gordon (2)^                | Johnson (1)                |
| Feb. 12 | *CALIFORNIA       | Scott (17)                   | Gordon (10)^              | Fletcher (3)               | 4 players w/ 1           | Scott (4)^                 | 3 players w/ 1             |
| Feb. 15 | *STANFORD         | Booker (17)                  | Johnson (13)^             | Booker (4)^                | Booker (3)               | Gordon (2)                 | Booker (2)                 |

^Game Leader

**3-PT CU HISTORY:** Askia Booker is trying to become the second player in CU MBB history to average at least 16 points per game while shooting .400 or better from three-point range.

| Season | Player | PPG | 3-PT % |
|--------|--------|-----|--------|
|--------|--------|-----|--------|

(Min. 30 Three-Point Att.)

|         |                  |      |      |
|---------|------------------|------|------|
| 1996-97 | Chauncey Billups | 19.1 | .401 |
| 2014-15 | Askia Booker     | 17.6 | .379 |

**FREE THROWS & BOOKER:** Askia Booker is on the verge of cracking the CU Top 10 in all-time FT percentage (.781). Over his four year career, CU is 15-12 overall when Booker fails to make it to the free throw line. In three of the four games this season where Booker failed to attempt a free throw, the Buffs have lost (at ASU: 6 pts; vs. GW: 3 pts.; UW: 2 pts.). In career games decided by three points or less, the Buffs are 3-4 when Booker fails to go to the charity stripe.

**RECORD BOOK:** Askia Booker has not fouled out in a game since midway through his sophomore year at Washington (Jan. 16, 2013). Since then he has played in 74 games and 2,236 minutes. The 74 games ranks 10th all-time at CU for consecutive games without fouling out, and the 2,236 minutes ranks third all-time. In the 74 games played since last fouling out, Booker has only had four fouls, three times (2014-15: 3 OT win at USC; 2013-14: home loss

to UCLA; 2012-13 home win over Stanford).

2014-15: 23 games: 675 minutes

2013-14: started 35 games: 1068 mins.

2012-13: last 16 games of season: 493 mins.

Total: 74 games / 2236 minutes

**MORE 'SKI:** When it comes to career minutes, career points and career assists, Askia Booker is only the fourth player in school history with over 3,400 minutes, 1,500 points and 308 assists.

| Player       | Pts.  | Mins. | Assists |
|--------------|-------|-------|---------|
| Cory Higgins | 2,001 | 4,478 | 320     |
| Donnie Boyce | 1,995 | 3,528 | 405     |
| Stevie Wise  | 1,727 | 3,586 | 377     |
| Askia Booker | 1,605 | 3,547 | 312     |

**'SKI ELITE COMPANY:** Senior guard Askia Booker is in elite company in school history as only the fifth player with over 3,500 minutes played and scoring over 1,600 career points.

| Player       | Pts.  | Mins. | Yrs.     |
|--------------|-------|-------|----------|
| Cory Higgins | 2,001 | 4,478 | '07-11   |
| Richard Roby | 2,001 | 3,805 | '04-08   |
| Donnie Boyce | 1,995 | 3,528 | '91-95   |
| Stevie Wise  | 1,727 | 3,586 | '87-91   |
| Askia Booker | 1,605 | 3,547 | '11-pre. |

**2014-15 STARTING LINEUPS**

| G       | G       | G/F      | G/F     | G/F      | Games        | Record |
|---------|---------|----------|---------|----------|--------------|--------|
| Talton  | Hopkins | Thomas   | Scott   | Fletcher | 1            | 1-0    |
| Talton  | Booker  | Gordon   | Scott   | Johnson  | 2, 3, 5, 7-8 | 2-3    |
| Talton  | Hopkins | Thomas   | Scott   | Johnson  | 4            | 1-0    |
| Talton  | Booker  | Fletcher | Scott   | Gordon   | 6, 9         | 2-0    |
| Hopkins | Booker  | Gordon   | Scott   | Johnson  | 10-12, 15    | 1-3    |
| Hopkins | Booker  | Gordon   | Thomas  | Johnson  | 13, 14       | 2-0    |
| Hopkins | Booker  | Gordon   | Thomas  | Fletcher | 16, 17, 18   | 0-3    |
| Hopkins | Talton  | Gordon   | Thomas  | Fletcher | 19           | 1-0    |
| Booker  | Talton  | Gordon   | Thomas  | Fletcher | 20, 21       | 1-1    |
| Talton  | Hopkins | Fletcher | Miller  | Thomas   | 22           | 0-1    |
| Booker  | Collier | Gordon   | Johnson | Scott    | 23           | 0-1    |
| Booker  | Collier | Hopkins  | Gordon  | Scott    | 24           | 1-0    |

**2014-15 TEAM NOTES**

|                                 |                         |
|---------------------------------|-------------------------|
| Biggest Lead                    | 33 (2) vs. Auburn       |
| Biggest Deficit (road)          | 35 (2) at Utah          |
| Biggest Deficit (home)          | 36 (2) vs. Utah         |
| Biggest Win                     | 32 vs. Washington State |
| Biggest Loss                    | 28 vs. Utah             |
| Biggest Halftime Lead           | 22 vs. Air Force        |
| Biggest Halftime Deficit (road) | 12 at Georgia           |
| Biggest Halftime Deficit (home) | 12 vs. Utah             |
| Most Points Half                | 52 (2) vs. Auburn       |
| Most Pts. Allowed Half          | 49 (2) at Arizona State |
| Fewest Points Half              | 9 (2) at Wyoming        |
| Fewest Pts. Allowed Half        | 15 (1) vs. Air Force    |

**DOUBLE-DOUBLE CLUB**

| Josh Scott            |                       | Wesley Gordon          |                            |
|-----------------------|-----------------------|------------------------|----------------------------|
| 21 pts, 18 reb.       | vs. Drexel, Nov. 14   | 16 pts, 12 reb.        | vs. Auburn, Nov. 17        |
| 29 pts, 13 reb.       | vs. Lipscomb, Nov. 30 | 11 pts, 14 reb.        | vs. UCLA, Jan. 2           |
| 18 pts, 11 reb.       | at Georgia, Dec. 7    | 10 pts, 17 reb.        | vs. Washington, Jan. 22    |
|                       |                       | 10 pts, 14 reb.        | vs. Washington St, Jan. 24 |
| <b>Xavier Johnson</b> | 10 pts, 13 reb.       | Stanford (Feb. 15)     |                            |
| <b>Tory Miller</b>    | 11 pts, 13 reb.       | at USC (Jan. 29) 3 ots |                            |

**1,000-PT SCORERS - SAME SEASON:** Askia Booker (1,605 pts.), Josh Scott (1,024), and Xavier Johnson (906) are looking to become the first CU tri-teammates to score 1,000 career points in the same season since 2003-04 (Michel Morandais: 1,428; David Harrison: 1,317; Blair Wilson: 1,253). Harrison played only three years.

**DEFENSE:** The Buffs have allowed the opponent to average 64.7 points through 24 games. Four-straight seasons under the Boyle coaching staff, the opponent has not averaged over 70 ppg for a season. From 1947-65, CU kept its opponent under 69 a game. In the modern era, no CU team has kept the opponent from averaging below 69.9 for four-consecutive seasons.

2014-15: 64.7 ppg.  
 2013-14: 68.2 ppg.  
 2012-13: 63.6 ppg.  
 2011-12: 63.0 ppg.

**4-YEAR BESTS:** The Boyle coaching staff over the last five years has won the most games in school history. Here are two top classes in school history defined by wins. May 2014 graduate Ben Mills ranks No. 1 among all 4-year CU players. Senior Askia Booker ranks second all-time and is steadily moving up the list.

92-50 .648 2010-2014

**80-48 .625 2011-present (Askia Booker)**

**CU's Newest Hoops Recruit Adds Different Perspective**

*Story by Tommy Wood, CUBuffs.com*

**BOULDER** – The newest member of Colorado men’s basketball’s 2015 recruiting class, 6-year-old Cason Turkaly, sat in the Buffs’ media room flanked by his parents and his coach, with all of his teammates in attendance.

“Cason, we’ve had our eye on you for six or eight weeks now,” coach Tad Boyle said. “We love everything that you bring to the table. You’re a terrific young man and we know you love basketball. We think you’re going to fit in with this Buffalo family.”

Cason picked up a pen, put his signature on the dotted line of a National Letter of Intent and made it official, even though he’d been part of the family from the start.

“It means that I’m a part of the team,” Cason said. “It feels great!”

Boyle presented Cason with a No. 6 jersey with his name on it. From the back of the room came a whoop from Cason’s favorite player, “big tall Josh” Scott.

Colorado drafted Cason through its partnership with Team IMPACT, a nonprofit that improves the lives of children with life-threatening and chronic illnesses by placing them with teams.

“We jumped at the opportunity,” CU Director of Operations Bill Cartun said. “It’s something we really wanted to take part in because we think that we can make an impact on his life. He’s made an impact in our lives as well.”

Cason was diagnosed with Schwachman-Diamond Syndrome (SDS) when he was two years old. SDS is a rare genetic disorder that causes bone marrow deficiencies, digestive issues and immune deficiencies. There is also a high rate of leukemia associated with SDS.

“Part of my mission as a parent is to educate the wider public about it,” Cason’s mom, Jen, said. “I’m going to ask you guys to spread the word in the greater community.”

Cason’s parents searched for the first two years of his life for a diagnosis for the digestive issues and lack of growth that no doctor could suitably treat. With the diagnosis came certainty and fear. Cason has blood work done every six weeks and sees specialists four times a year. He has an annual bone marrow aspiration to test for leukemia.

“It was that blessing and a curse thing,” Jen Turkaly said. “Those are some scary things to learn about.”

But last year Cason went an entire school year without an inpatient hospital stay for the first time. He munches on mac and cheese, bologna and chocolate ice cream. He skis and plays basketball and soccer. He builds Legos, dresses up as superheroes and sword fights with his dad, Eddie.

“We learned to appreciate that little smile and his little bounce,” Jen said. “Every healthy day that we have we are thankful for. We want you guys (Buffs players) to be appreciative of that, too. As you get up out of bed in the morning and you’re healthy and you’re happy and get to go to class and play basketball and do the things that you get to do, being a part of Cason’s life, we want you to be appreciative of that.”

When the press conference ended, Cason’s new family left for practice with bounces in their steps. Boyle beamed as he got up from the media table.

“It lends great perspective to our lives,” he said.

**ABOUT TEAM IMPACT:**

Team IMPACT is a 501(c)3 nonprofit whose mission is to improve the quality of life for children facing life-threatening and chronic illnesses through the power of team. Team IMPACT children are drafted on to local college athletic teams and, in effect, become official members of the team from Draft Day through to Graduation.

At Team IMPACT, they envision a future where the lives of children facing the hardships associated with adverse issues and events will have access to expanded team-based support networks in order to significantly enhance their quality of life and to fill their lives with more love and laughter. Team IMPACT also strives to provide team-based organizations everywhere an easy and efficient way to have a powerful impact on the lives of children in their community. Established in 2011, Team IMPACT has already matched over 600 children with collegiate teams, improving the quality of life of hundreds of courageous children and touching the lives of over 10,000 student athletes. For more information, please visit: [www.goteamimpact.org](http://www.goteamimpact.org).

**Tad Boyle Career Record in Close Games (five years at CU)**

**Single-Digit Games (1-9 pts.): 52-31**

**2014-15: 4-7**

Home: 3-3  
Away: 1-2  
Neutral: 0-2

**2013-14: 15-2**

Home: 9-0  
Away: 4-1  
Neutral: 2-1

**2012-13: 11-8**

Home: 3-3  
Away: 5-4  
Neutral: 3-1

**2011-12: 12-5**

Home: 7-0  
Away: 1-3  
Neutral: 4-2

**2010-11: 10-9**

Home: 6-2  
Away: 2-5  
Neutral: 2-2

**1-5 Point Games Overall: 29-16**

Home: 12-6  
Away: 9-6  
Neutral: 8-4

**1-Point Margin: 5-4**

Home: 2-1  
Away: 2-2  
Neutral: 1-1

**2-Point Margin: 7-3**

Home: 3-2  
Away: 1-1  
Neutral: 3-0

**3-Point Margin: 6-5**

Home: 1-2  
Away: 3-1  
Neutral: 2-2

**4-Point Margin: 5-2**

Home: 2-1  
Away: 2-1  
Neutral: 1-0

**5-Point Margin: 6-2**

Home: 4-0  
Away: 1-1  
Neutral: 1-1

**OT Games: 6-5**

**(includes 2/3ot games)**

Home: 3-2  
Away: 3-3

**Double-OT Games: 1-0**

Home: 1-0

**Triple-OT Games: 1-0**

Away: 1-0

**FIVE YEARS UNDER TAD BOYLE  
RECORD BREAKDOWN**

|  | W - L    | Pct.    |
|--|----------|---------|
| Overall (166 games).....                   | 104-62   | (.627)  |
| at home (83 games).....                    | 70-13    | (.843)  |
| on the road (53 games).....                | 18-35    | (.340)  |
| at neutral sites (30 games).....           | 16-14    | (.533)  |
| In November (32 games).....                | 24- 8    | (.750)  |
| In December (31 games).....                | 22- 9    | (.710)  |
| In January (42 games).....                 | 22-20    | (.523)  |
| In February (31 games).....                | 20-11    | (.645)  |
| In March (30 games).....                   | 16-14    | (.533)  |
| Overtime (11 games).....                   | 6-5      | (.556)  |
| Mid-Season Tourneys (13 games/5 trips)     | 6-7      | (.462)  |
| Postseason Tourneys (12 games/4 trips)     | 9-3      | (.750)  |
| Pac-12 Postseason Tournament (3 trips)     | 7-2      | (.778)  |
| Big 12 Postseason Tournament (1 trip)      | 2-1      | (.667)  |
| NCAA Tournament (4 games/3 trips)          | 1-3      | (.250)  |
| NIT (4 games/1 trip)                       | 3-1      | (.750)  |
| Season Openers (5 games).....              | 4-1      | (.800)  |
| Home Openers (5 games).....                | 5-0      | (1.000) |
| Conference Openers (5 games).....          | 4-1      | (.800)  |
| vs. Pac-12 teams (4 games).....            | 3-1      | (.750)  |
| vs. Big 12 teams (1 game).....             | 1-0      | (1.000) |
| Conference Games, all games (94 games)...  | 53-41    | (.564)  |
| Conference, league games (82 games)        | 44-38    | (.537)  |
| Conference, Tourney games (12 games)       | 9- 3     | (.750)  |
| vs. Pac-12, all games (75 games).....      | 43-32    | (.573)  |
| vs. Pac-12, league games only (66 games).. | 36-30... | (.546)  |
| vs. Pac-12 Tournament games (9 games)      | 7- 2     | (.778)  |
| vs. Big 12, all games (19 games).....      | 10- 9    | (.526)  |
| vs. Big 12, league games only (16 games)   | 8- 8     | (.500)  |
| vs. Big 12 Tournament games (3 games)      | 2- 1     | (.667)  |
| Exhibition games (0 games).....            | 0-0      | (.000)  |
| When the Buffs score 100 pts (2 games).... | 2-0      | (1.000) |
| When the Oppts score 100 pts (0 games)..   | 0-0..... | (.000)  |

**CAREER DOUBLE-DOUBLES**

|                                     |           |
|-------------------------------------|-----------|
| 1) Shaun Vandiver, 1988-91          | 59        |
| 2) Cliff Meely, 1968-71             | 54        |
| 3) Jim Davis, 1961-64               | 47        |
| 4) Andre Roberson, 2010-13          | 37        |
| 5) Stephane Pelle, 1999-03          | 36        |
| 6) Scott Wedman, 1971-74            | 35        |
| 7) Burdette Haldorson, 1951-55      | 33        |
| 8) Ken Charlton, 1960-63            | 31        |
| 9) Alex Stivrins, 1983-85           | 29        |
| 10) David Harrison, 2001-04         | 25        |
| 11) Wilky Gilmore, 1959-62          | 22        |
| <b>12) Josh Scott, 2012-present</b> | <b>18</b> |

| CU's RECORD (ALL GAMES)       | '14-15 | 5-YR  |
|-------------------------------|--------|-------|
| Leading at halftime           | 10-3   | 80-16 |
| Trailing at halftime          | 2-9    | 23-43 |
| Tied at halftime              | -      | 1-3   |
| Shoot 60+%                    | 1-0    | 4 -0  |
| Shoot 50-59%                  | 5-0    | 31 -1 |
| Shoot lower than 49.9%        | 3-4    | 55-31 |
| Shoot lower than 39.9%        | 3-8    | 14-30 |
| Higher shooting % than oppt   | 11-1   | 91 -9 |
| Lower shooting % than oppt    | 1-11   | 13-53 |
| Score 30-39 points            | 0-1    | 0-1   |
| Score 40-49 points            | 0-1    | 1-5   |
| Score 50-59 points            | 0-6    | 10-20 |
| Score 60-69 points            | 4-3    | 20-21 |
| Score 70-79 points            | 1-1    | 28-10 |
| Score 80-89 points            | 3-0    | 27-4  |
| Score 90-99 points            | 4-0    | 16-1  |
| Score 100+ points             | -      | 2-0   |
| More rebounds than oppt       | 8-7    | 78-21 |
| Fewer rebounds than oppt      | 3-4    | 24-37 |
| Same amount of rebs than oppt | 1-1    | 2-4   |
| Under 39 rebounds             | 4-8    | 60-52 |
| 40-49 rebounds                | 8-4    | 37-11 |
| 50+ rebounds                  | -      | 6-0   |
| Shooting FT 90+%              | -      | 1-3   |
| Shooting FT 85-89%            | 0-1    | 9-4   |
| Shooting FT 80-84.9%          | 3-0    | 18 -6 |
| Shooting FT 75-79.9%          | 3-1    | 30-13 |
| Shooting FT 70-74.9%          | 5-2    | 13 -7 |
| Shooting below 69.9%          | 1-8    | 33-29 |
| Fewer TOs than oppt           | 4-3    | 47-18 |
| More/same TOs than oppt       | 8-9    | 57-44 |
| Games decided by 1-5 pts      | 0-4    | 28-16 |
| Games decided by 6-9 pts      | 4-3    | 23-15 |
| Games decided by 10+ pts      | 8-5    | 53-31 |
| Televised Games               | 12-11  | 92-56 |
| Games vs. Ranked Oppts        | 0-3    | 11-18 |
| No players in double figures  | 0-1    | 0-1   |
| 1 player in double figures    | 1-1    | 2-6   |
| 2 players 10+ points          | 3-7    | 12-21 |
| 3 players 10+ points          | 5-2    | 35-21 |
| 4 players 10+ points          | 1-1    | 38-12 |
| 5 players 10+ points          | 1-0    | 14-1  |
| 6 players 10+ points          | 1-0    | 2-0   |
| 7 players 10+ points          | -      | 1-0   |
| More bench pts than oppt      | 7-4    | 53-17 |
| Fewer bench pts than oppt     | 5-8    | 48-41 |
| Same bench pts than oppt      | -      | 3-4   |
| Playing in November           | 4-1    | 24 -8 |
| Playing in December           | 3-4    | 22 -9 |
| Playing in January            | 4-5    | 22-20 |
| Playing in February           | 1-2    | 20-11 |
| Playing in March              | -      | 16-14 |

**2014-15 Game Leaders & Career****Scoring Double-Digits**

|                                | '14-15 | Career |
|--------------------------------|--------|--------|
| Askia Booker                   | 17     | 81     |
| Josh Scott                     | 11     | 58     |
| Xavier Johnson                 | 12     | 49     |
| Wesley Gordon                  | 9      | 14     |
| Jaron Hopkins                  | 6      | 12     |
| Xavier Talton                  | 1      | 6      |
| Tre'Shaun Fletcher/Tory Miller | 2      | 2      |
| Dustin Thomas                  | 1      | 2      |
| George King                    | -      | 2      |
| Dominique Collier              | 1      | 1      |

**Double-Digit Rebounding Games**

|                | '14-15 | Career |
|----------------|--------|--------|
| Josh Scott     | 4      | 22     |
| Wesley Gordon  | 6      | 10     |
| Xavier Johnson | 1      | 7      |
| Tory Miller    | 1      | 1      |
| Jaron Hopkins  | -      | 1      |

**Double-Doubles**

|                | '14-15 | Career |
|----------------|--------|--------|
| Josh Scott     | 3      | 18     |
| Wesley Gordon  | 4      | 5      |
| Xavier Johnson | 1      | 6      |
| Tory Miller    | 1      | 1      |
| Askia Booker   | -      | 1      |

**20-Point Games**

|                | '14-15 | Career |
|----------------|--------|--------|
| Askia Booker   | 10     | 17     |
| Josh Scott     | 4      | 12     |
| Xavier Johnson | 2      | 8      |
| Jaron Hopkins  | 1      | 1      |

**Led in Scoring**

|                      | '14-15 | Career |
|----------------------|--------|--------|
| Askia Booker         | 12     | 38     |
| Josh Scott           | 7      | 27     |
| Xavier Johnson       | 4      | 12     |
| Jaron Hopkins        | 2      | 3      |
| D. Collier/W. Gordon | 1      | 1      |

**Rebounding Leaders**

|                           | '14-15 | Career |
|---------------------------|--------|--------|
| Josh Scott                | 8      | 36     |
| Wesley Gordon             | 11     | 19     |
| Xavier Johnson            | 5      | 13     |
| Askia Booker              | -      | 3      |
| Tory Miller/Dustin Thomas | 1      | 1      |
| Jaron Hopkins/George King | -      | 1      |

**Assist Leaders**

|                              | '14-15 | Career |
|------------------------------|--------|--------|
| Askia Booker                 | 11     | 47     |
| Xavier Talton                | 2      | 10     |
| Jaron Hopkins                | 3      | 7      |
| Dustin Thomas                | 4      | 5      |
| Wesley Gordon/Xavier Johnson | 1      | 4      |
| Tre'Shaun Fletcher           | 2      | 3      |
| Eli Stalzer                  | -      | 2      |
| Dominique Collier            | 1      | 1      |
| Josh Scott                   | -      | 1      |

**Steal Leaders**

|                    | '14-15 | Career |
|--------------------|--------|--------|
| Askia Booker       | 13     | 42     |
| Jaron Hopkins      | 8      | 20     |
| Josh Scott         | 4      | 17     |
| Xavier Talton      | 4      | 15     |
| Xavier Johnson     | 4      | 11     |
| Dominique Collier  | 5      | 5      |
| Wesley Gordon      | 3      | 8      |
| Dustin Thomas      | 4      | 5      |
| Tre'Shaun Fletcher | 3      | 4      |
| Eli Stalzer        | 2      | 4      |
| George King        | -      | 1      |

**Block Leaders**

|                               | '14-15 | Career |
|-------------------------------|--------|--------|
| Josh Scott                    | 9      | 33     |
| Wesley Gordon                 | 11     | 27     |
| Xavier Johnson                | 1      | 11     |
| Dustin Thomas                 | 2      | 3      |
| T. Fletcher/X. Talton         | 1      | 4      |
| Jaron Hopkins                 | 2      | 2      |
| Tory Miller                   | 2      | 2      |
| Dominique Collier/Eli Stalzer | 1      | 1      |

**Career Games**

|                          | Starts | Career Gm |
|--------------------------|--------|-----------|
| Askia Booker             | 89     | 126       |
| Xavier Talton            | 26     | 90        |
| Josh Scott               | 77     | 82        |
| Xavier Johnson           | 64     | 85        |
| Eli Stalzer              | -      | 67        |
| Jaron Hopkins            | 23     | 57        |
| Dustin Thomas            | 17     | 59        |
| Wesley Gordon            | 48     | 55        |
| Tre'Shaun Fletcher       | 10     | 44        |
| George King              | -      | 27        |
| Tory Miller              | -      | 22        |
| Dominique Collier        | 2      | 20        |
| Brett Brady/Kevin Nelson | -      | 9         |
| Geoff Bates/Josh Repine  | -      | 4         |

**THE LAST TIME ...**

20-29 Point Scorer: 21, Askia Booker vs. Washington State (Jan. 24, 2015)

30-39 Point Scorer: 30, Askia Booker at Arizona (Jan. 15, 2015)

40-Point Scorer: 43, Askia Booker at USC, 3 ots (Jan. 29, 2015)

Two 20-point Scorers in Same Game: Pac-12 game: 21, Askia Booker; 20, Jaron Hopkins at Arizona State (Jan. 17, 2015); Josh Scott (23), Askia Booker (22) at Hawai'i, Dec. 25, 2014

Three 20-point Scorers Same Game: Xavier Johnson (27), Josh Scott (21), Askia Booker (20) vs. Washington, Feb. 9, 2014

Five Double-Figure Scorers in Same Game: vs. Northern Colorado, Dec. 13, 2014: Josh Scott (21), Askia Booker (20), Xavier Johnson (16), Wesley Gordon (13), Jaron Hopkins (10).

Six Double-Figure Scorers in Same Game: vs. Washington State (Jan. 24, 2015): Askia Booker (21), Jaron Hopkins (13), Wesley Gordon (10), Tre'Shaun Fletcher (10), Tory Miller (10), Xavier Talton (10).

Seven Double-Figure Scorers in Same Game: vs. Jackson State, Nov. 16, 2013: Askia Booker (15), Xavier Talton (13), Dustin Thomas (13), Jaron Hopkins (12), Spencer Dinwiddie (11), Josh Scott (11), Wesley Gordon (10).

Double-Double Performance: Xavier Johnson (10 pts., 13 rebs.) vs. Stanford (Feb. 15, 2015)

CU Pair w/Double-Double Same Game: Dec. 13, 2013 vs. Elon (Josh Scott: 12 pts, 13 rebs.; Xavier Johnson: 12 pts, 15 rebs.)

Triple-Double Performance: David Harrison (20 points, 10 rebounds, 11 blocks), Nebraska, Mar. 8, 2003

Player with 20 or More Rebounds: 21, Stephane Pelle, Stetson, Nov. 24, 2002; 20, Andre Roberson, Stanford, Jan. 27, 2013; 20, Andre Roberson at Fresno State, Dec. 12, 2012

Player with 15 or More Rebounds: 17, Wesley Gordon vs. Washington (Jan. 22, 2015)

Player with 10 or More Rebounds: 17, Wesley Gordon vs. Washington (Jan. 22, 2015)

14, Wesley Gordon vs. Washington State (Jan. 24, 2015)

Last Pair with 15+ rebounds in same game: Andre Roberson (15) & Alec Burks (15) vs. Iowa State (Mar. 9, 2011, at Kansas City); Stephane Pelle (21) and David Harrison (17) vs. Stetson, Nov. 24, 2002

Player with 10 or More Assists: 12, Askia Booker at UCLA, Feb. 13, 2014

Player with Five or More Steals: 6, Spencer Dinwiddie vs. Jackson State, Nov. 16, 2013

6, Alec Burks vs. Yale, Dec. 29, 2009; 5, Askia Booker at Arizona State, Jan. 25, 2014

Player with Six or More Three-Point FGs Made: 6, Askia Booker at Arizona (Jan. 15, 2015);

6, Levi Knutson, at Kansas State (Jan. 12, 2011) and vs. Oregon State (Dec. 4, 2010)

Player with Five or More Blocked Shots: 7, Wesley Gordon vs. UCLA, Jan. 2, 2015

7, Andre Roberson, Oregon, Feb. 4, 2012

Scored 100+Points, Team: 100, Oregon (91), Jan. 5, 2014

Scored between 40-49 Points, Team: 49 at Utah (74), Jan. 7, 2015

Scored under 39 Points, Team: 33, at Wyoming (56), Nov. 22, 2014

Shot 60.0 Percent or Better from the Field, Team: 63.3 vs. Northern Colorado, Dec. 13, 2014

Shot Under 35.0 Percent from the Field, Team: 29.8 vs. Utah, Feb. 7, 2015

Made 30 or More Free Throws, Team: 31 vs. DePaul, Dec. 22, 2014; 30 at USC, 3 ots (Jan. 29, 2015)

Made 10 or more Three-Point Field Goals, Team: 12 vs. Northern Colorado, Dec. 13, 2014

Had 50 or More Rebounds, Team: 52 vs. Hartford, Dec. 29, 2012; 51 at USC, Jan. 26, 2012

Had 25 or more Assists, Team: 27 vs. Cal State Northridge, Dec. 22, 2009

25 vs. Washington State (Jan. 24, 2015)

Had 15 or More Steals, Team: 19, vs. Savannah State, Jan. 3, 2006; 15 vs. USC, Jan. 10, 2013

Had 10 or More Blocked Shots, Team: 10, vs. Pepperdine, Dec. 4, 2006

Had Fewer than 6 Turnovers, Team Since 2010-11 season

5, vs. California, Feb. 26, 2012 (W, 70-57); 5, vs. California, Mar. 18, 2011 (W, 89-72);

5, vs. Nebraska, Mar. 5, 2011 (W, 67-57);

6 at Washington State, Jan. 8, 2014 (W, 71-70, ot); 6, vs. Stanford, Feb. 23, 2012 (L, 50-74);

6, vs. Arizona, Jan. 21, 2012 (W, 64-63); 6, vs. Kansas, Jan. 25, 2011 (L, 78-82);

6, vs. Baylor, Nov. 8, 2013 (60-72); 6, at California, Mar. 2, 2013 (L, 46-62);

12-12-12

**CU COACHES / POSTSEASON TOURNAMENT**

(conference postseason tournaments began in 1977)

| BY PERCENTAGE<br>Coach (Seasons) | CONFERENCE   |             | NCAA         |             | N.I.T.      |             | OVERALL    |              |             |
|----------------------------------|--------------|-------------|--------------|-------------|-------------|-------------|------------|--------------|-------------|
|                                  | W-L          | Pct.        | W-L          | Pct.        | W-L         | Pct.        | G          | W-L          | Pct.        |
| <b>Tad Boyle (4)</b>             | <b>9-3</b>   | <b>.750</b> | <b>1-3</b>   | <b>.250</b> | <b>3-1</b>  | <b>.750</b> | <b>20</b>  | <b>13-7</b>  | <b>.650</b> |
| Forsty Cox (13)                  | --           | --          | 2-4          | .333        | 3-1         | .750        | 10         | 5-5          | .500        |
| H.B. Lee (6)                     | --           | --          | 3-3          | .500        | 0-0         | .000        | 6          | 3-3          | .500        |
| Sox Walseth (20)                 | --           | --          | 3-3          | .500        | 0-0         | .000        | 6          | 3-3          | .500        |
| Joe Harrington (5)               | 0-5          | .000        | 0-0          | .000        | 4-2         | .667        | 11         | 4-7          | .364        |
| Tom Miller (4)                   | 2-4          | .333        | 0-0          | .000        | 0-0         | .000        | 6          | 2-4          | .333        |
| *Ricardo Patton (11)             | 6-12         | .333        | 1-2          | .333        | 1-4         | .200        | 26         | 8-18         | .308        |
| Tom Apke (5)                     | 1-5          | .167        | 0-0          | .000        | 0-0         | .000        | 6          | 1-5          | .167        |
| Bill Blair (6)                   | 1-5          | .167        | 0-0          | .000        | 0-0         | .000        | 6          | 1-5          | .167        |
| Jeff Bzdelik (3)                 | 1-3          | .250        | 0-0          | .000        | 0-0         | .000        | 4          | 1-3          | .250        |
| <b>Totals</b>                    | <b>20-37</b> | <b>.351</b> | <b>10-15</b> | <b>.400</b> | <b>11-8</b> | <b>.579</b> | <b>101</b> | <b>41-60</b> | <b>.406</b> |

\*-Ricardo Patton took over as interim in the 1995-96 season; the Big 8 postseason loss

**OVERALL WINS:** Boyle (13), Patton (8), Cox (5), Harrington (4), Lee (3), Walseth (3).

**CONFERENCE TOURNAMENT WINS:** Boyle (9), Patton (6), Miller (2).

**A GLANCE AT THE DANCE CARD:** Colorado has made the 13 NCAA Tournament appearances, three of those have come under head coach Tad Boyle.

| Year | Seed | Region | Round | Result                                 |
|------|------|--------|-------|--|
| 2014 | 8th  | South  | 2nd   | L, 48-77 vs. Pittsburgh                |
| 2013 | 10th | East   | 2nd   | L, 49-57 vs. Illinois                  |
| 2012 | 11th | South  | 3rd   | W, 68-64 vs. UNLV; L, 63-80 vs. Baylor |

**BUFFS IN THE NCAA TOURNAMENT** (13 Appearances: 10-15, .400)

**2013-14:** Tad Boyle (23-12): lost to Pittsburgh, 77-48 (second round)

**2012-13:** Tad Boyle (21-12): lost to Illinois, 57-49 (second round)

**2011-12:** Tad Boyle (24-12): defeated UNLV, 68-64 (second round); lost to Baylor, 80-63 (third round)

**2002-03:** Ricardo Patton (20-12): lost to Michigan State, 79-64 (first round)

**1996-97:** Ricardo Patton (22-10): defeated Indiana, 80-62 (first round); lost to North Carolina, 73-56 (second round)

**1968-68:** Sox Walseth: (21-7): lost to Colorado State, 64-56; defeated Texas A&M, 97-82

**1962-63:** Sox Walseth: (19-7): defeated Oklahoma, 78-72; lost to Cincinnati, 67-60

**1961-62:** Sox Walseth: (19-7): defeated Texas Tech, 67-60; lost to Cincinnati, 73-46

**1954-55:** H.B. Lee (19-6): defeated Tulsa, 69-59; defeated Bradley, 93-81; lost to San Francisco, 62-50; defeated Iowa, 75-54

**1953-54:** H.B. Lee (11-11): lost to Bradley, 76-64; lost to Rice, 78-55

**1945-46:** Forrest B. Cox (12-6): lost to California, 50-44; defeated Baylor, 59-44

**1941-42:** Forrest B. Cox (16-2): defeated Kansas, 46-44; lost to Stanford, 46-35

**1939-40:** Forrest B. Cox (17-4): lost to Southern California, 38-32; lost to Rice, 60-56 (ot)

**CU HISTORY**

|   |  |
|---|--|
| First Year of Basketball.....                               | 1901-02 (114 Years)                            |
| All-Time Record .....                                       | 1,232-1,149 (.517); 2,381 games                |
| NCAA Berths.....  | 13 (Won 10, Lost 15)                           |
| .....   | two third place finishes in '42, '55)          |
| Last Appearance .....                                       | 2013-14 (2nd Round)                            |
| NCAA Appearances .....                                      | 2013, 2012, 2003, 1997, 1969, 1963,            |
| .....   | 1962, 1955, 1954, 1946, 1942, 1940             |
| NIT Appearances .....                                       | 9  |
| .....   | (Won 11, Lost 8; won 1940 NIT; 1938 runner up) |
| Last NIT Appearance .....                                   | 2010-11 (NIT Semifinal)                        |
| Last Conference Title.....                                  | 2011-12 (Pac-12)                               |
| .....   | (Pac-12 (one), Big 12 (none);                  |
| .....   | Big 8 (1962, 1963, 1969); Big 7 (1955)         |
| Mountain State Conference titles: 1938, '39, '40, '42 ..... | 4  |
| League Championships Prior to 1924 .....                    | 13   |
| Overall Conference Titles .....                             | 23   |
| Arena (capacity) .....                                      | Coors Events Center (11,064)                   |

**CU CAREER RANKINGS**

**Scoring**

|                           |                  |              |
|---------------------------|------------------|--------------|
| 7. Emmett Lewis           | 1975-79          | 1,680        |
| <b>8. Askia Booker</b>    | <b>2011-pre.</b> | <b>1,605</b> |
| 27. Austin Dufault        | 2008-12          | 1,076        |
| 28. Jim Creighton         | 1969-72          | 1,032        |
| 29. Wilky Gilmore         | 1959-62          | 1,026        |
| <b>30. Josh Scott</b>     | <b>2012-pre.</b> | <b>1,024</b> |
| 35. Jaquay Walls          | 1998-2000        | 929          |
| 38. Mack Tuck             | 1993-96          | 920          |
| <b>39. Xavier Johnson</b> | <b>2012-pre.</b> | <b>906</b>   |

**Rebounding**

|                           |                  |            |
|---------------------------|------------------|------------|
| 17. Randy Downs           | 1982-86          | 622        |
| <b>18. Josh Scott</b>     | <b>2012-pre.</b> | <b>592</b> |
| 29. Chuck Gardner         | 1963-66          | 486        |
| <b>30. Xavier Johnson</b> | <b>2012-pre.</b> | <b>463</b> |
| 38. Chris Copeland        | 2002-06          | 425        |
| 39. Milt Mueller          | 1960-63          | 424        |
| 40. Glean Eddy            | 2002-06          | 416        |
| <b>41. Askia Booker</b>   | <b>2011-pre.</b> | <b>415</b> |

**Field Goals Made**

|                        |                  |            |
|------------------------|------------------|------------|
| 8. Stevie Wise         | 1987-91          | 589        |
| <b>9. Askia Booker</b> | <b>2011-pre.</b> | <b>555</b> |

**Field Goals Attempts**

|                        |                  |              |
|------------------------|------------------|--------------|
| 4. Emmett Lewis        | 1975-79          | 1,520        |
| <b>5. Askia Booker</b> | <b>2011-pre.</b> | <b>1,430</b> |

**3-Point Field Goals Made**

|                        |                  |            |
|------------------------|------------------|------------|
| 4. Kenny Price         | 1997-99          | 187        |
| <b>5. Askia Booker</b> | <b>2011-pre.</b> | <b>162</b> |

**3-Point Field Goals Attempts**

|                        |                  |            |
|------------------------|------------------|------------|
| 3. Richard Roby        | 2004-08          | 617        |
| <b>4. Askia Booker</b> | <b>2011-pre.</b> | <b>495</b> |

**Assists**

|                         |                  |            |
|-------------------------|------------------|------------|
| 9. Gordon Tope          | 1967-70          | 334        |
| 10. Billy Law           | 1990-92          | 321        |
| 11. Cory Higgins        | 2007-11          | 320        |
| <b>12. Askia Booker</b> | <b>2011-pre.</b> | <b>312</b> |

**Steals**

|                        |                  |            |
|------------------------|------------------|------------|
| 7. Andre Roberson      | 2010-13          | 164        |
| 8. Randy Robinson      | 1988-93          | 143        |
| <b>9. Askia Booker</b> | <b>2011-pre.</b> | <b>142</b> |

**Blocks**

|                          |                  |           |
|--------------------------|------------------|-----------|
| 7. Marcus King-Stockton  | 2004-08          | 111       |
| 8. Rodell Guest          | 1988-91          | 98        |
| <b>9. Josh Scott</b>     | <b>2012-pre.</b> | <b>96</b> |
| 10. Shaun Vandiver       | 1988-91          | 90        |
| 11. Chris Copeland       | 2002-06          | 88        |
| 12. Martice Moore        | 1995-97          | 85        |
| <b>13. Wesley Gordon</b> | <b>2013-pre.</b> | <b>79</b> |

**Minutes**

|                        |                  |              |
|------------------------|------------------|--------------|
| 3. Richard Roby        | 2004-08          | 3,805        |
| 4. Stevie Wise         | 1987-91          | 3,586        |
| <b>5. Askia Booker</b> | <b>2011-pre.</b> | <b>3,547</b> |

**Game Starts**

|                         |                  |           |
|-------------------------|------------------|-----------|
| 8. Stevie Wise          | 1987-91          | 102       |
| 9. Vince Kelley         | 1980-84          | 90        |
| <b>10. Askia Booker</b> | <b>2011-pre.</b> | <b>89</b> |

**Career Games**

|                        |                  |            |
|------------------------|------------------|------------|
| 3. Nate Tomlinson      | 2008-12          | 129        |
| <b>4. Askia Booker</b> | <b>2011-pre.</b> | <b>126</b> |

**COLORADO - TEAM GAME HIGHS**

POINTS .....98..... at USC (Jan. 29)  
 FG MADE.....34..... Washington St. (Jan. 24)  
 FGA.....65..... at USC (Jan. 29)  
 FG % .633 (31-of-49) No. Colorado (Dec. 13)  
 3-PT FGM.....12..... No. Colorado (Dec. 13)  
 3 PT FGA .....22..... Washington St. (Jan. 24)  
 3 PT FG% .667 (12-of-18) No. Colo. (Dec. 13)  
 FTM.....31..... vs. DePaul (Dec. 22)  
 FTA .....42..... at USC (Jan. 29)  
 FT % .840 (21-of-25) UCLA (Jan. 2)  
 REBOUNDS ..48..... Stanford (Feb. 15)  
 ASSISTS.....25..... Washington St. (Jan. 24)  
 STEALS.....10..... USC (Jan. 4)  
 BLOCKS..... 9..... Lipscomb (Nov. 30)  
 TURNOVERS.20..... at USC (Jan. 29)  
 FOULS.....32..... at USC (Jan. 29)

**COLORADO - TEAM GAME LOWS**

POINTS .....33..... at Wyoming (Nov. 22)  
 FG MADE.....12..... at Wyoming (Nov. 22)  
 FGA.....43..... at Utah (Jan. 7)  
 ..... at Wyoming (Nov. 22)  
 FG % .279 (12-of-43) .... at Wyoming (Nov. 22)  
 3-PT FGM..... 1..... Utah (Feb. 7)  
 ..... Geo. Wash. (Dec. 23)  
 3 PT FGA ..... 7..... at Utah (Jan. 7)  
 3 PT FG% .083 (1-of-12) Geo. Wash. (Dec. 23)  
 FTM..... 5..... at Arizona (Jan. 15)  
 ..... at Wyoming (Nov. 22)  
 FTA ..... 8..... Washington (Jan. 22)  
 ..... at Wyoming (Nov. 22)  
 FT % .500 (5-of-10)..... at Arizona (Jan. 15)  
 REBOUNDS ...24..... San Francisco (Dec. 3)  
 ASSISTS..... 5..... Utah (Feb. 7)  
 ..... at Utah (Jan. 7)  
 ..... Geo. Wash. (Dec. 23)  
 STEALS..... 3..... at UCLA (Jan. 31)  
 ..... at Hawai'i (Dec. 25)  
 ..... Geo. Wash. (Dec. 23)  
 ..... at Wyoming (Nov. 22)  
 BLOCKS..... 0..... at Wyoming (Nov. 22)  
 TURNOVERS... 8..... Stanford (Feb. 15)  
 ..... San Francisco (Dec. 3)  
 FOULS..... 9..... San Francisco (Dec. 3)

**OPPONENT - TEAM GAME HIGHS**

POINTS .....94..... at USC (Jan. 29)  
 FG MADE.....31..... at USC (Jan. 29)  
 FGA.....73..... at USC (Jan. 29)  
 FG % .578 (26-of-45) .... Utah (Feb. 7)  
 3-PT FGM.....13..... Utah (Feb. 7)  
 ..... Lipscomb (Nov. 30)  
 3 PT FGA .....33..... Lipscomb (Nov. 30)  
 3 PT FG% .591 (13-of-22) Utah (Feb. 7)  
 FTM.....23..... at USC (Jan. 29)  
 FTA .....35..... at USC (Jan. 29)  
 FT % .909 (20-of-22) .... DePaul (Dec. 22)  
 REBOUNDS ..41..... at USC (Jan. 29)  
 ..... at Arizona (Jan. 15)  
 ..... UCLA (Jan. 2)  
 ASSISTS.....22..... at Wyoming (Nov. 22)  
 STEALS.....10..... at UCLA (Jan. 31)  
 ..... UCLA (Jan. 2)  
 ..... Air Force (Nov. 25)  
 BLOCKS..... 7..... UCLA (Jan. 2)  
 TURNOVERS.18..... DePaul (Dec. 22)  
 ..... USF (Dec. 3)

**COLORADO - PLAYER GAME HIGHS**

POINTS .....43..... Askia Booker at USC (Jan. 29)  
 .....30..... Askia Booker at Arizona (Jan. 15)  
 FG MADE.....13..... Askia Booker at USC (Jan. 29)  
 FGA.....23..... Askia Booker at USC (Jan. 29)  
 .....22..... Askia Booker at Arizona State (Jan. 17)  
 FG % .833 (10-of-12) ... Josh Scott vs. Lipscomb (Nov. 30)  
 3-PT FGM..... 6..... Askia Booker at Arizona (Jan. 15)  
 3 PT FGA .....10..... Askia Booker vs. Washington State (Jan. 24)  
 3 PT FG% 1.000 (3-of-3).. four times, recent:  
 ..... Jaron Hopkins vs. Washington State (Jan. 24)  
 FTM .....14..... Askia Booker vs. DePaul (Dec. 22)  
 FTA .....15..... Askia Booker at USC (Jan. 29)  
 FT % (min. 9) 14-of-14..... Askia Booker vs. DePaul (Dec. 22)  
 REBOUNDS ..17..... Wesley Gordon vs. Washington (Jan. 22)  
 ASSISTS..... 7..... Askia Booker vs. USC (Jan. 4)  
 ..... Askia Booker vs. Lipscomb (Nov. 30).  
 STEALS..... 4..... Jaron Hopkins at Arizona State (Jan. 17)  
 ..... Jaron Hopkins vs. USC (Jan. 4)  
 BLOCKS..... 7..... Wesley Gordon vs. UCLA (Jan. 2)  
 TURNOVERS... 6..... Askia Booker at USC (Jan. 29)  
 FOULS..... 5..... 9 times

**OPPONENT - PLAYER GAME HIGHS**

POINTS .....35..... Katin Reinhardt at USC (Jan. 29)  
 FG MADE.....12..... Katin Reinhardt at USC (Jan. 29)  
 FGA.....27..... Katin Reinhardt at USC (Jan. 29)  
 FG % (Min 5 made) .714 ... (5-of-7) Jordan Mathews, Cal (Feb. 12)  
 ..... Kaleb Tarczewski, Arizona St.(Jan. 17)  
 3-PT FGM.....9..... Katin Reinhardt at USC (Jan. 29)  
 3 PT FGA .....18..... Katin Reinhardt at USC (Jan. 29)  
 3 PT FG% 1.000 (3-of-3) J.J. Frazier (Georgia), Dec. 7  
 FTM .....11..... Billy Garrett (DePaul), Dec. 22  
 FTA .....12..... Jordan McLaughlin at USC (Jan. 29)  
 FT % (min. 9) (11-of-11).. Billy Garrett (DePaul), Dec. 22  
 REBOUNDS .....17..... Dominique Lee (No. Colorado), Dec. 13  
 .....13..... Anthony Brown (Stanford), Feb. 15  
 .....13..... Cimmeon Bowers (Auburn), Nov. 17  
 ASSISTS.....7..... Jordan McLaughlin at USC (Jan. 29)  
 ..... Josh Adams (Wyoming), Nov. 22  
 STEALS.....5..... Norman Powell (UCLA, Jan. 31)  
 ..... Matt Mooney (Air Force), Nov. 25  
 BLOCKS.....4..... Larry Nance Jr. (Wyoming), Nov. 22  
 TURNOVERS.....6..... Tommy Hamilton (DePaul), Dec. 22  
 FOULS.....5..... 7 times



## TAD BOYLE

5th Year at CU (9th Year Overall)

Birthday .....Jan. 6, 1963  
 Birthplace .....Pueblo, Colo.  
 Family .....Wife, Ann  
     Daughter, Claire  
     Sons, Jack and Pete  
 Hometown .....Greeley, Colo.  
 High School .....Greeley Central, 1981  
 College .....Kansas, 1985  
 (Bachelor of Science:  
     Business Administration)



### UNIVERSITY OF COLORADO (2010-present)

#### FIVE-YEAR HEAD COACHING CAREER

- 104-62 record (.627).
- .627 winning percentage, ranks first in school history.
- 70-13 mark at home (.843).
- 104 wins are the most wins by one coach in the shortest time.
- 104 victories ranks No. 4 on the CU all-time coaching list.
- Owns four of CU's eight 20+ winning seasons.
- Four players on Wooden Top 50 Watch list: Josh Scott (2014-15), Spencer Dinwiddie (2013-14), Andre Roberson (2012-13), Alec Burks (2010-11).

#### NOTEABLE POSTSEASON HONORS UNDER BOYLE AT CU

- 7: All-Tournament team selections (Booker [3], Brown, Burks, Dinwiddie, Roberson).
- 5: Conference first-team selections (Burks, Dinwiddie, Scott, Roberson [2]).
- 2: Tournament MVPs (Booker, Brown).
- 1: Pac-12 Conference Defensive Player of the Year (Roberson).
- 1: Wooden Top-20 Finalist (Burks).

#### BUFFALOES IN THE NBA UNDER BOYLE

| Player            | NBA Team              | Yrs. in NBA   | Yrs. at CU |
|-------------------|-----------------------|---------------|------------|
| Alec Burks        | Utah Jazz             | 3 (2011-pre.) | 2009-2011  |
| Andre Roberson    | Oklahoma City Thunder | 2 (2013-pre.) | 2010-2013  |
| Spencer Dinwiddie | Detroit Pistons       | 1 (2014-pre.) | 2011-2014  |
| Cory Higgins      | Charlotte Bobcats     | 1 (2011-12)   | 2007-2011  |

- First CU head coach in school history to guide program to three consecutive NCAA Tournament appearances.
- Owns or shares four winningest seasons in school history.
- First CU coach to win 20 games in each of his first four years AND first CU coach to have four, 20-win seasons.
- First CU coach to lead Buffs to four consecutive post-season appearances (2010-11 NIT semifinal; 2011-12 NCAA 3rd Round; 2012-13 NCAA 2nd Round; 2013-14 NCAA 2nd Round).
- During non-conference play (Nov, Dec, Jan.), Boyle is **47-17** overall (.734) in home, road, neutral games.
- **36-2** in non-conference home games (.947).
- **18-0** at home during the month of November.

- **24** wins each of 2010-11 & 2011-12 seasons • **23**: 2013-14 • **21**: 2012-13.
- **13-7** (.650) in postseason games (9-3 conference, 3-1 NIT, 1-3 NCAA).
- **.650** postseason winning percentage ranks first in school history.
- Boyle/the Buffs are **7-2** in the Pac-10/Pac-12 Conference Tournament history (.778). Record and Winning % rank first.
- Advanced to the conference tournament semifinals three of the last four years (Pac-12: 2014 & 2012; Big 12: 2011).

- Outrebouncing opponent, CU is **78-21** overall (.788); **55-5** at home (.917).
- When opponent shoots under 40 FG%, CU is **62-7** overall (.899) and **41-2** at home (.954); losses UCLA: Jan. 16, 2014; Washington: Jan. 22, 2015).
- When out-rebounding the opponent AND holding opponent under 40 FG%, CU is an impressive **34-1** at home (.971) and **47-5** overall (.904): five losses: Washington; vs. George Washington; at California twice; at Washington).
- **27-8** at home (.771) in single-digit games.
- **33-5** (.868) w/ 15+ assists in a game • **14-0** when having 20 or more assists.
- **18-6** when a road or neutral court loss follows a home game (.750).
- **16-14** (.533) record on neutral courts, third overall at CU.
- **9-1** following a home loss w/ a home win under the Boyle coaching staff.

#### 2013-2014: 23-12

- NCAA Tournament Appearance (2nd Round); Seeded eighth in the South Region, CU's highest NCAA Tournament seed since 1997 Tournament when seeded ninth in the East Region.
- Won 23 games, the third most victories in school history.
- Nationally ranked six-straight weeks • Highest ranking of season was No. 15.
- Ranked in the Coaches' Poll 5-straight weeks (No. 17 the highest).
- For only the second time in school history (1996-97), the Buffaloes won 21 regular season games.
- Won a school-second best 16 home games • Won 10-straight games, tying the fourth longest winning streak in school history (Nov. 10-Dec. 13, 2013).
- Defeated a pair of Top-10 nationally ranked opponents at home (No. 6/7 Kansas, 75-72, Dec. 7 and No. 10/9 Oregon, 100-91, Jan. 5).
- Josh Scott: All-Pac-12 first team accolades; Askia Booker was named honorable mention; Wesley Gordon All-Pac-12 honorable mention freshman team.
- Set a school record for season total attendance (173,429) during the 2013-2014 season, topping the previous high set during the 2012-2013 season (155,884). 2013-2014 also saw runner up placings for season average, conference total, and conference average.
- No. 1 in Pac-12 Conference-only rebounding (32.5 rpg.); Pac-12 (all games) defensive rebounding percentage (.739).
- Named one of three court coaches for the 2013 USA Basketball Men's World University Games training camp (assisting the 2013 USA Basketball Men's World University Games coaching staff during the June 24-July 1 training camp at the U.S. Olympic Training Center in Colorado Springs, Colo.).

#### 2012-2013: 21-12

- NCAA Tournament Appearance (2nd Round).
- Back-to-back NCAA Tournaments appearances (2011-12 & 2012-13) for the first time since 1961-62 & 1962-63 (50 years).
- NCAA Tournament appearance is CU's first at-large invite since 2002-03.
- First CU head coach since Sox Walseth to lead the Buffs to back-to-back NCAA Tournament appearances.
- No. 19 Associated Press/USA Today Coaches' Poll (Nov. 26) • AP No. 23 ranked (Nov. 19).
- AP No. 23 ranking first time CU was ranked in a major poll since earning back-to-back No. 25 rankings in the 2005-06 Coaches Poll .
- 2012 Charleston Classic Champions (3-0).
- CU defeated Oregon (Pac-12 Tournament Champion), twice; Arizona, Colorado State, California.
- The Buffs enjoyed the best three consecutive years in attendance numbers ever (421,028, an 8,255 average for 51 games; no previous coach averaged over 6,500 for a three-year run).
- No. 1 in Pac-12 Conference-only defense (62.2 ppg.).
- No. 1 in Pac-12 Conference Team (all games) 3-Point Defense (32.0).
- Defeated four ranked opponents, a first since 2002-03.
- 3-straight road conference wins for the first time since 2000-01.
- First CU MBB coach to win season opener each of first 3 seasons.
- Named official starter 34th Annual Bolder Boulder (May 2012), largest road race in U.S.A. where all participants are timed, fifth largest road race in world.
- Andre Roberson (first team, Defensive Player of the Year, All-Defensive team); Spencer Dinwiddie (first team), Josh Scott (All-Freshman team) • Sabatino Chen (2011-12 & 2012-13 Pac-12 Academic first team); Shane Harris-Tunks (2012-13 Pac-12 Academic second team & 2011-12 Pac-12 Academic honorable mention); Levi Knutson (2010-11 Big 12 Academic first team); Trey Eckloff (2010-11 Big 12 Academic first team).

**HEAD COACH TAD BOYLE YEAR-BY-YEAR COACHING RECORD**

| Year         | School            | Record        | Pct.        | Conference   | Pct.        | Notes/Postseason   |
|--------------|-------------------|---------------|-------------|--------------|-------------|--|
| 2006-07      | Northern Colorado | 4-24          | .143        | 2-14 (9th)   | .125        | Bears' first year in Big Sky   |
| 2007-08      | Northern Colorado | 13-16         | .448        | 6-10 (t-7th) | .375        | Defeated SDSU, a top-50 team among RPI rankings                                    |
| 2008-09      | Northern Colorado | 14-18         | .438        | 8-8 (5th)    | .500        | Big Sky Tourney berth; Earned the school's first D-I post-season Sun Belt Tourney  |
| 2009-10      | Northern Colorado | 25-8          | .758        | 12-4 (2nd)   | .750        | School record 25 wins; CollegeInsiders.com Tournament quarterfinal                 |
| <b>Total</b> |                   | <b>56-66</b>  | <b>.459</b> | <b>28-36</b> | <b>.438</b> |  |
| 2010-11      | Colorado          | 24-14         | .632        | 8-8 (t-5th)  | .500        | Big 12 Semifinals; NIT Final Four  |
| 2011-12      | Colorado          | 24-12         | .667        | 11-7 (t-5th) | .611        | Pac-12 Tournament Champions; NCAA Tournament 3rd Round                             |
| 2012-13      | Colorado          | 21-12         | .636        | 10-8 (5th)   | .556        | Pac-12 Quarterfinal; NCAA Tournament 2nd Round                                     |
| 2013-14      | Colorado          | 23-12         | .657        | 10-8 (t-3rd) | .556        | Pac-12 Semifinal; NCAA Tournament 2nd Round  |
| 2014-15      | Colorado          | 12-12         | .500        | 5-7          | .417        | 160 career wins; 5-0 in conference home openers; 2-0 start matched '13-14 & '11-12 |
| <b>Total</b> |                   | <b>104-62</b> | <b>.627</b> | <b>44-38</b> | <b>.537</b> |  |

**2011-2012: 24-12**

- NCAA Tournament (3rd Round), a school-first since 2002-03 (9 years).
- Third NCAA Tournament appearance since 1968-69 (43 years).
- First CU head coach to win 20 or more games in his first two years.
- 48 wins at CU are the best in school history in any two-span.
- Defeated No. 6 seed and No. 23/25 ranked UNLV (68-64) in the second round, CU's first tourney win since 1996-97.
- Helped guide CU to the Pac-12 Conference Championship winning four games in four days; first conference title since 1968-69.
- Just the 10th team from the "big six" conferences to win four games in four days en route to the conference title.
- NABC District 20 Coach of the Year (1st CU coach named).
- Sixth team in school history to win 20 games and first 20-win team in school history to average under 70 ppg. (67.5).
- Won his 100th career win at a head coach at the Pac-12 Tournament defeating Utah (Mar. 7, 2012).
- CU went 14-2 at home, the fourth time in school history to win that many games at home, the others: 2010-11, 2005-06, 2002-03.
- 11 Pac-12 Conference wins, most wins in season (1996-97: 11).
- Won his 40th game (against Oregon), taking him 61 games to reach this milestone tying Frosty Cox for the fewest games.
- First CU head coach to achieve back-to-back 3-0 conference starts in his first two years at the helm.
- First CU head coach since Frosty Cox to win back-to-back conference openers since 1935-36 and 1936-37.
- Andre Roberson (first team, All-Defensive, All-Tournament team), Carlton Brown (second team; tournament Most Outstanding Player, All-Tournament team), Spencer Dinwiddie (All-Freshman team).

**2010-2011: 24-14**

- School-best 24 wins in his first season at CU.
- School-best 18 home wins • Four attendance marks: sellouts a season (5); all games (140,284); conference total (78,472); conf. average (9,809).
- Advanced to the NIT Final Four and appearance at Madison Square Garden, a CU first since 1990-91.
- CU's last year of Big 12 Conference: Alec Burks (first team, Big 12 All-Tournament team), Cory Higgins (second team), Levi Knutson (co-sixth man).
- Highest Big 12 conference finish (5th) since 2005-06.
- Advanced to the Big 12 Tournament semifinals for the first time in the 15-year history of the conference.
- Won three Big 12 road games for the first time since 1996-97.
- Defeated NCAA Tourney Teams: Kansas St. (three times), Texas, Missouri.
- Defeated pair of Top-10 opponents at home: No. 9/8 Missouri, 89-76 (Jan. 8); No. 5/5 Texas, 91-89 (Feb. 26). The CU-UT game was the second greatest comeback in school history as CU rallied from 22 points in the second half.
- Named National Coach of the Week by The Hoops Report in its weekly awards for the week of Jan. 10-16, 2011.
- First coach since Henry Iba (1933-34) to win first three conference games.
- First CU coach since H.B. Lee (1950-51) to win first two conference games in his first year.
- Successfully won CU debut with an 88-80 home win vs. Idaho St. (Nov. 12).
- Became first CU head coach in 20 years (Joe Harrington, 1990-91) to win coaching debut.
- Named 18th head coach in CU men's basketball history April 19.

**NORTHERN COLORADO: Head Coach ..... 2006-2010**

**2009-2010: 25-8**

- Advanced to the post season for the first time in school history, advancing to the quarterfinals of the CollegeInsiders.com Tournament while racking up a school record 25 victories.

- Coached one first-team All-Big Sky member and also the Big Sky Conference Defensive Player of the Year.
- Resurrected the basketball program, including a breakout season in 2009-10 (25-8, .758) and finished second in the Big Sky Conference.
- Guided the Bears to a 56-66 record (.459) the past four seasons.
- Awarded NABC Division I All-District Coach of the Year, the Big Sky Coach of the Year by both *The Sporting News* and CollegeInsider.com, where he was also named a finalist for the National Mid-Major Coach of the Year award.
- Will Figures (2009-10 All-Big Sky 1st team); Devon Beitzel (2nd team); Jabril Banks (2008-09 All-Big Sky 1st team). Yahosh Bonner (2009-10 Big Sky Defensive Player of the Year).

**2008-2009: 14-18 .....UNC's first Big Sky Tourney berth**

- Improved from one conference win his first season to an 8-8 mark.
- Earned the school's first D-I post-season trip, to the Sun Belt Conference Tournament.

**2007-2008: 13-16.....Won at SDSU (RPI top 50)**

- Defeated Colorado State, 72-59, in his second season and also knocked off San Diego State, 72-59. The Aztecs were ranked among the nation's top 50 teams in the RPI rankings at that time.

**2006-2007: 4-24 ..... Bears' first year in Big Sky**

- Named the 17th coach in UNC history on April 25, 2006.
- At that point, the Bears were in the midst of a transition to Division I in its first season as a member of the Big Sky Conference.
- Finished last nationally in the final RPI rankings. There were, however, flashes of times to come, including close losses to both Colorado (88-86) and Colorado State (75-66).

**WICHITA STATE: Associate Head Coach..... 2000-2006**

- Spent six seasons with current Maryland head coach Mark Turgeon and was part of another turn around that saw the Shockers improve from 9-19 (.321) his first year there to one of the nation's top mid-major teams in 2006 when Wichita State went 26-9 and advanced to the Sweet 16 of the NCAA Tournament. The Shockers eventually lost to Final Four Cinderella George Mason in the regional semifinals • finished with a No. 21 final ranking.

|          |       |   |
|----------|-------|---|
| 2005-06: | 26-9  | .....MVC champs, NCAA Sweet 16          |
| 2004-05: | 22-10 | ..... NIT second round                  |
| 2003-04: | 21-11 | ..... NIT                               |
| 2002-03: | 18-12 | .....NIT                                |
| 2001-02: | 15-15 | ..... 9-9 in Missouri Valley Conference |
| 2000-01: | 9-19  |   |

**JACKSONVILLE STATE (Ala.): Assistant Coach ..... 1998-2000**

- Boyle reconnected with Mark Turgeon, as an assistant coach at Jacksonville State, where they helped turn a team that was 8-18 into a 17-11 squad in just one season.
- 1999-00: 17-11 (12-6 in TransAmerica Conference); 1998-99: 8-18

**TENNESSEE: Director Basketball Operations ..... 1997-1998**

- Followed Jerry Green to Tennessee, where he was director of basketball operations • Vols won 20 games and advanced to the NCAA Tournament.

**OREGON: Assistant Coach ..... 1994-1997**

- First collegiate coaching job (1994) an assistant under Jerry Green. Mark Turgeon was also an assistant from 1993-97 • Spent three seasons helping the Ducks to the 1995 NCAA Tournament and 1997 NIT.
- |          |       |                      |
|----------|-------|----------------------|
| 1996-97: | 17-11 | ..... NIT            |
| 1995-96: | 16-13 | ..... -              |
| 1994-95: | 19-9  | .....NCAA Tournament |

**WHAT THEY'RE SAYING ...**

"Tad has bought back a resurgence to Colorado basketball with his energy and enthusiasm. I am impressed with his knowledge of the game and his ability to communicate to his Buffaloes team."

-- Dick Vitale, *ESPN College Basketball Analyst*

"Tad continues to make Colorado more than relevant," ESPN.com Senior College Basketball Writer Andy Katz said. "He has made them into one of the top teams in the West. Now you can count on Colorado being in play for the top tier in the Pac-12 and an NCAA bid. Colorado may have joined the Pac-12 for football first but the Buffaloes have been a boon in basketball."

-- Andy Katz, *ESPN.com Senior College Basketball Writer*

"I'm a believer in Tad Boyle. He is not only a terrific teacher of the game with great basketball knowledge, he keeps it simple and gives his players an understanding of what you need to do to win, but a firm understanding of how teams lose, too. Boyle has tremendous toughness in him. He is demanding without being demeaning, and he puts his players in position to achieve together without fear of failing. That's what truly outstanding coaches do, and Tad Boyle is a truly outstanding coach."

-- Jay Bilas, *ESPN College Basketball Analyst*

"I've been blessed to work with many hall of fame caliber coaches during my career and I can say without reservation that Tad Boyle is as talented as any coach I've been around! Whether you're talking about X's-and-O's, in-game adjustments, or recruiting...he's the total package. And, best of all...he's an even better human being."

-- Mark Johnson, *Sports Director Newsradio 850 KOA*

"I want to say the job that Tad Boyle has done at Colorado, and what Colorado represents to the future of the Pac-12, I can make the argument that there's been no greater gift to college basketball in the Pac-12 than adding Colorado. They are well-coached, play extremely hard, very good on defense. They have talented players now. I feel like they have some really talented players coming in. I wish them the very best in the NCAA Tournament. Whoever draws them is running into a hungry, well-coached, disciplined team."

--Arizona Head Coach Sean Miller after the Pac-12 Championship game (March 10, 2012)

**COACHING CAREER**

2010-Present: Head Coach, University of Colorado  
 2006-2010: Head Coach, University of Northern Colorado  
 2000-2006: Associate Head Coach, Wichita State University  
 1998-2000: Assistant Coach, Jacksonville State (Ala.) University  
 1997-1998: Director of Basketball Operations, Univ. of Tennessee  
 1994-1997: Assistant Coach, University of Oregon

**PLAYING HISTORY**

**University of Kansas**

Member of two NCAA Tournament Teams (1984, 1985)  
 Named Team Captain Senior Season  
 "Most Unselfish Player" 1985  
 "Most Inspirational Player" 1982

**Greeley High School**

Led Wildcats to 1981 State Championship  
 Colorado Player of the Year  
 Converse All-American Team

**BOYLE vs. THE NATION**

|                             |     |                         |                |
|-----------------------------|-----|-------------------------|----------------|
| Arkansas State .....        | 1-0 | McNeese State.....      | 1-0            |
| Alabama.....                | 0-1 | Missouri.....           | 1-1            |
| Alcorn State.....           | 1-0 | Montana.....            | 2-7            |
| Air Force.....              | 5-2 | Montana State.....      | 4-4            |
| Auburn.....                 | 1-0 | Murray State.....       | 1-0            |
| Arizona.....                | 3-7 | Nebraska.....           | 1-1            |
| Arizona State.....          | 3-5 | New Mexico.....         | 0-1            |
| Bakersfield, Cal State..... | 2-0 | New Orleans.....        | 1-0            |
| Ball State.....             | 0-1 | North Dakota.....       | 2-0            |
| Baylor.....                 | 1-3 | Northern Arizona.....   | 6-3            |
| Bowling Green.....          | 1-1 | Northern Colorado.....  | 1-0            |
| California.....             | 5-4 | Oklahoma.....           | 0-2            |
| Citadel, The.....           | 1-0 | Oklahoma State.....     | 1-1            |
| Colorado.....               | 0-1 | Oregon.....             | 5-2            |
| Colorado Christian.....     | 1-0 | Oregon State.....       | 5-4            |
| Colorado State.....         | 5-4 | Pacific.....            | 0-1            |
| Colo.-Colorado Springs..... | 0-1 | Pittsburgh.....         | 0-1            |
| Creighton.....              | 0-1 | Portland.....           | 2-1            |
| Dayton.....                 | 1-0 | Portland State.....     | 1-7            |
| Denver.....                 | 4-2 | Purdue.....             | 0-1            |
| DePaul.....                 | 1-0 | Sacramento State.....   | 6-2            |
| Drexel.....                 | 1-0 | San Diego State.....    | 1-1            |
| Eastern Michigan.....       | 0-1 | San Francisco.....      | 1-1            |
| Eastern Washington.....     | 4-4 | San Jose State.....     | 1-1            |
| Elon.....                   | 1-0 | Southern.....           | 1-0            |
| Fort Lewis College.....     | 1-0 | Southern Utah.....      | 1-0            |
| Fresno State.....           | 2-1 | Stanford.....           | 4-2            |
| Georgia.....                | 2-2 | Texas.....              | 1-0            |
| George Washington.....      | 0-1 | Texas A&M.....          | 0-1            |
| Gonzaga.....                | 0-1 | Texas Christian.....    | 1-0            |
| Hartford.....               | 1-0 | Texas-Pan American..... | 1-0            |
| Harvard.....                | 1-1 | Texas Southern.....     | 4-0            |
| Hawai'i.....                | 1-1 | Texas State.....        | 1-1            |
| Idaho State.....            | 5-5 | Texas Tech.....         | 1-0            |
| Illinois.....               | 0-1 | UCLA.....               | 1-5            |
| Indiana.....                | 1-0 | UC Santa Barbara.....   | 1-0            |
| Iowa.....                   | 0-1 | UNLV.....               | 1-0            |
| Iowa State.....             | 2-1 | USC.....                | 7-0            |
| Jackson State.....          | 1-0 | Utah.....               | 5-4            |
| Johnson & Wales.....        | 4-0 | UT Martin.....          | 1-0            |
| Kansas.....                 | 1-4 | VMI.....                | 1-0            |
| Kansas State.....           | 3-0 | Washington.....         | 2-3            |
| Kent State.....             | 1-0 | Washington State.....   | 5-0            |
| Liberty.....                | 0-1 | Weber State.....        | 2-6            |
| Lipscomb.....               | 1-0 | Western Michigan.....   | 1-0            |
| Longwood.....               | 1-0 | Western New Mexico..... | 1-0            |
| Louisiana Monroe.....       | 1-0 | Wichita State.....      | 0-1            |
| Maryland.....               | 0-1 | Wofford.....            | 1-0            |
| Maryland Eastern Shore..... | 1-0 | Wyoming.....            | 1-4            |
|                             |     | <b>TOTAL.....</b>       | <b>160-128</b> |

**JEAN PRIOLEAU****Family:** Wife, Janelle; **Son:** Elijah**Hometown:** Teaneck, N.J.**High School:** Teaneck**College:** Fordham (1992)**University of Colorado (2010 - present)**

- Fifth year with CU basketball.
- Named Associate Head Coach Summer 2013.
- Assistant coach with Tad Boyle at Wichita State (2000-2005).

"Jean is ready to be a head coach, deserves to be a head coach," CU head coach Tad Boyle said. "He is multiple-faceted in terms of his recruiting and coaching ability, relationship with the players, and his professionalism. Jean does a tremendous job and has for many years, not just CU's staff, but any staff he's been on."

**Texas Christian University (2008-2010):** spent two years as an assistant coach and recruiting coordinator.

**Iowa State (2006-2008):** helped the Cyclones record 29 victories. The Cyclones had three All-Big 12 Conference performers in Mike Taylor, Wesley Johnson and Jiri Hubalek and were ranked in the top-100 among in a pair of defensive categories.

**Marquette (2005-06):** as an assistant coach under former Marquette head coach and current Indiana University head coach Tom Crean. In his lone season with the Golden Eagles, Marquette recorded a 20-11 overall record and a 10-6 mark in Big East Conference en route to securing a spot in the NCAA Tournament.

- Part of a Marquette program that ranked 11th in the country in three-point field goal percentage, 22nd in three-point field goals made per game and 43rd in the nation in scoring offense in his lone campaign. That season, Prioleau watched as the Golden Eagles posted victories over a trio of nationally-ranked opponents, including a 94-79 triumph over top-ranked UConn.

**Wichita State (2000-2005):** played a vital role in the resurgence and success of the Shockers in the Missouri Valley Conference.

- The Shockers earned a NIT berth on three occasions during Prioleau's tenure. During his five years, the Shockers never finished below a .500 overall or conference mark while winning 18 or more games in four of five seasons.
- The Shockers collected 94 total victories, including a pair of 20-win seasons in each of his final two campaigns with the program.
- Signed the top recruiting class in 2001 in the Missouri Valley Conference, helped ink Sean Ogirri (Colorado Player of the Year), Paul Miller (2006 Missouri Valley Conference Player of the Year and 2001 Freshman of the Year), Jamar Howard (Missouri Valley Conference Defensive Player of the Year) and Randy Burns (Missouri Valley Conference Rookie of the Year).

**Fordham University (1999-2000).**

**MIKE ROHN****Family:** Wife, Stephanie**Daughters:** Raegen and Rylee**Hometown:** Colby, Kan.**High School:** Colby**College:** McPherson (1990);

Fort Hays State (1993)

**University of Colorado (2010 - present)**

- Fifth year with CU basketball.
- Named Head Recruiting Coordinator Summer 2013.
- Head coach of 2014 summer Athletes In Action team (Estonia & Lithuania).
- An assistant coach at Wichita State with Tad Boyle (2001-2006).

"One of the steadiest people I have ever worked with in my life," said CU head coach Tad Boyle. "Mike is the ultimate grinder, works extremely hard and he's a guy that thinks; a forward-thinker and ready to be a head coach. He has all the tools in what it takes to be a head coach, and is invaluable to our staff and to me."

**Texas A&M (2007-2010):** Three years as the director of basketball operations at Helped the Aggies to a trio of NCAA Tournament Round of 32 appearances. During those three years in College Station, the Aggies won 73 games, including 28 Big 12 Conference games. A&M also led the conference in scoring defense (65.8 ppg.) for the first time in league history during the 2009-10 campaign.

**Wichita State (2000-2007):** Seven years as an assistant coach to Mark Turgeon, in addition with current CU associate head coach, Jean Prioleau, and head coach Tad Boyle (2001-2006), the Shockers engineered an impressive resume earning three-straight NIT trips (2003, 2004, 2005). During the 2005-06 season, the Shockers not only won their first Missouri Valley Conference championship in 19 years, they capped off a 26-9 record with a 2006 NCAA Tournament berth and a Sweet 16 appearance, a school-first in 18 years.

- Rohn also helped coach fifth-year student-athlete Paul Miller cap off one of the best careers of any Shocker center by being named the MVC Player of the Year, the first Shocker to earn the award in 21 years, in addition to Jamar Howard (Missouri Valley Conference Defensive Player of the Year).

• Prior to Wichita State, Rohn served three seasons as head coach (1997-2000) at Dodge City (Kan.) Community College, where he built a 55-38 record and coached the Conquistadors to three consecutive state playoff appearances, including a 21-10 mark in 1999-2000. Assistant coach at Dodge City from 1993-97. In 1997, Dodge City was crowned the 1997 Jayhawk West Conference Champions.

**Fort Hays State (1991-93):** Graduate Assistant Coach.

**Colby CC (1990-91):** Assistant Coach.

**McPherson College (1989-90):** Assistant Coach.

**RODNEY BILLUPS****Hometown:** Denver, Colo.**High School:** George Washington**College:** University of Denver (2005)**University of Colorado (2010 - present)**

- Fifth year with CU basketball.
- Named Assistant Coach prior to 2012-13 season.
- Director of Basketball Operations (2010-2012).

"Rodney continues to bring a lot of value to our staff," head coach Tad Boyle said. "Each year, he gets more and more comfortable in his recruiting role, and continues to develop into a fine, young coach."

- Younger brother of former CU great Chauncey Billups, who played with the Buffaloes from 1995-97.
- Three-year standout with the University of Denver Pioneers from 2002-05.
- At DU, averaged 10.2 points, 6.4 assists, and 3.2 rebounds during his 2004-05 senior season.
- Led the Sun Belt Conference in assists, also ranked 17th nationally.
- Named an All-SBC third team selection in 2004-05, the same season he helped the Pioneers win 20 games and a National Invitational Tournament berth.
- 199 assists in his senior season, ranks third all-time in school history, while his 58 steals, ranks seventh.
- Over his three years at DU, Billups ranks fourth all-time in assists (418) and steals (154). For his career, he averaged 8.5 points per game, in addition to 4.6 assists, 2.7 rebounds and 1.7 steals per game.
- In 2004-05, Billups was named co-recipient of the Floyd M. Theard Jr. Memorial Award. The award is presented each year to the DU men's basketball player who best displays the qualities of leadership, scholarship and sportsmanship.

18-18-18

**ASKIA BOOKER**

Senior • Guard  
6'2" • 175 • 3L  
Los Angeles, Calif.  
(Price HS)

#0

| MISC.                     | '14-15 | CAREER |
|---------------------------|--------|--------|
| Double-Figure Scoring     | 17     | 81     |
| 40+ Points                | 1      | 1      |
| 30+ Points                | 2      | 2      |
| 20+ Points                | 10     | 17     |
| 15+ Points                | 15     | 47     |
| Double-Doubles            | -      | 1      |
| Led CU in Scoring         | 12     | 38     |
| Led CU in Rebounds        | -      | 3      |
| Led CU in Assists         | 11     | 47     |
| Led CU in Steals          | 13     | 42     |
| 5+ Rebounds               | 5      | 26     |
| 6+ Assists                | 5      | 12     |
| 4+ Assists                | 9      | 32     |
| 3+ Steals                 | 5      | 15     |
| Pac-12 Player of the Week | -      | 3      |

**SEASON/CAREER HIGHS****Points**

Season 43 at USC (Jan. 29)  
Career 43 at USC (Jan. 29)

**FGM**

Season 13 at USC (Jan. 29)  
Career 13 at USC (Jan. 29)

**FGA**

Season 23 at USC (Jan. 29)  
Career 23 at USC (Jan. 29)

**Rebounds**

Season 6 twice  
Career 9 at USC (Jan. 26, 2012)

**O-Rebs**

Season 2 at Georgia (Dec. 7)  
Career 4 at USC (Jan. 26, 2012)

**D-Rebs**

Season 6 vs. DePaul (Dec. 22)  
Career 7 twice

**3-Pt. FGs**

Season 6 at Arizona (Jan. 15)  
Career 6 at Arizona (Jan. 15)

**3-PT. FGA**

Season 10 Washington State (Jan. 24)  
Career 10 twice

**FT**

Season 14 vs. DePaul (Dec. 22)  
Career 14 vs. DePaul (Dec. 22)

**FTA**

Season 15 at USC (Jan. 29)  
Career 15 at USC (Jan. 29)

**Assists**

Season 7 twice  
Career 12 at UCLA (Feb. 13)

**Steals**

Season 3 five times  
Career 5 at Arizona State (Jan. 25, 2014)

**Blocks**

Season 1 twice  
Career 1 five times

**Minutes**

Season 51 at USC (Jan. 29)  
Career 51 at USC (Jan. 29)

**CAREER STATISTICS**

| Year         | GP-GS         | Min         | FG-FGA          | Pct         | 3PT-A          | Pct         | FT-FTA         | Pct         | O         | D          | Reb        | Avg        | Ast        | To         | PF-FO        | Stl        | Blk      | Pts         | Avg         |
|--------------|---------------|-------------|-----------------|-------------|----------------|-------------|----------------|-------------|-----------|------------|------------|------------|------------|------------|--------------|------------|----------|-------------|-------------|
| 2011-12      | 35- 1         | 754         | 104-259         | .402        | 29- 78         | .372        | 80-105         | .762        | 20        | 76         | 96         | 2.7        | 49         | 60         | 61-1         | 26         | 1        | 317         | 9.1         |
| 2012-13      | 33-33         | 1050        | 152-418         | .364        | 49-157         | .312        | 57- 81         | .704        | 17        | 99         | 116        | 3.5        | 71         | 69         | 64-2         | 40         | 0        | 410         | 12.4        |
| 2013-14      | 35-35         | 1068        | 166-427         | .389        | 37-136         | .272        | 112-137        | .818        | 20        | 111        | 131        | 3.7        | 116        | 88         | 62-0         | 45         | 2        | 481         | 13.7        |
| 2014-15      | 23-20         | 675         | 133-326         | .408        | 47-124         | .379        | 84-103         | .816        | 9         | 63         | 72         | 3.1        | 76         | 54         | 40-0         | 31         | 2        | 397         | 17.3        |
| <b>Total</b> | <b>126-89</b> | <b>3547</b> | <b>555-1430</b> | <b>.388</b> | <b>162-495</b> | <b>.327</b> | <b>333-426</b> | <b>.782</b> | <b>66</b> | <b>349</b> | <b>415</b> | <b>3.3</b> | <b>312</b> | <b>271</b> | <b>227-3</b> | <b>142</b> | <b>5</b> | <b>1605</b> | <b>12.7</b> |

2014-15 Game-by-Game (senior)

| Game           | GS                     | Min | FGs   | 3FGs | FTs   | O-D-R | Pf | A | To | BL | ST | Pts |  |
|----------------|------------------------|-----|-------|------|-------|-------|----|---|----|----|----|-----|--|
| DREXEL         | -                      | 21  | 2-14  | 0-6  | 3-4   | 0-5-5 | 1  | 3 | 0  | 0  | 2  | 7   |  |
| AUBURN         | *                      | 23  | 3-8   | 1-3  | 2-3   | 1-3-4 | 2  | 2 | 2  | 0  | 2  | 9   |  |
| at Wyoming     | *                      | 21  | 2-9   | 1-4  | 3-3   | 0-1-1 | 2  | 0 | 3  | 0  | 0  | 8   |  |
| AIR FORCE      | -                      | 12  | 2-5   | 1-2  | 0-0   | 0-1-1 | 2  | 2 | 1  | 0  | 1  | 5   |  |
| LIPSCOMB       | *                      | 26  | 6-13  | 1-2  | 5-6   | 0-4-4 | 0  | 7 | 3  | 0  | 0  | 18  |  |
| USF            | *                      | 30  | 8-12  | 5-6  | 0-3   | 1-2-3 | 3  | 3 | 2  | 0  | 1  | 21  |  |
| at Georgia     | *                      | 33  | 7-19  | 0-5  | 6-6   | 2-3-5 | 2  | 3 | 3  | 0  | 3  | 20  |  |
| COLORADO ST    | *                      | 27  | 7-19  | 1-4  | 3-4   | 1-2-3 | 3  | 3 | 4  | 0  | 1  | 18  |  |
| NO. COLO.      | *                      | 29  | 7-14  | 5-9  | 1-2   | 0-3-3 | 2  | 5 | 1  | 0  | 0  | 20  |  |
| vs. DePaul     | *                      | 31  | 6-12  | 1-2  | 14-14 | 0-6-6 | 1  | 6 | 1  | 0  | 3  | 27  |  |
| vs. Geo. Wash. | *                      | 23  | 4-13  | 0-3  | 0-0   | 1-0-1 | 3  | 3 | 4  | 0  | 1  | 8   |  |
| at Hawai'i     | *                      | 32  | 6-14  | 3-6  | 7-10  | 0-4-4 | 1  | 1 | 4  | 0  | 0  | 22  |  |
| UCLA           | *                      | 34  | 6-15  | 4-6  | 4-4   | 0-4-2 | 2  | 2 | 3  | 1  | 3  | 20  |  |
| USC            | *                      | 27  | 7-13  | 2-5  | 2-2   | 1-3-4 | 1  | 7 | 1  | 0  | 1  | 18  |  |
| at Utah        | *                      | 25  | 4-12  | 0-1  | 4-6   | 1-5-6 | 3  | 1 | 4  | 1  | 1  | 12  |  |
| at Arizona     | *                      | 32  | 11-17 | 6-9  | 2-2   | 0-4-4 | 1  | 3 | 2  | 0  | 1  | 30  |  |
| at Arizona St. | *                      | 35  | 9-22  | 3-9  | 0-0   | 0-2-2 | 3  | 4 | 4  | 0  | 2  | 21  |  |
| WASHINGTON     | *                      | 29  | 2-13  | 1-6  | 0-0   | 0-2-2 | 2  | 3 | 0  | 0  | 1  | 5   |  |
| WASH STATE     | -                      | 30  | 6-14  | 4-10 | 5-7   | 0-2-2 | 0  | 4 | 2  | 0  | 1  | 21  |  |
| at USC         | *                      | 51  | 13-23 | 4-10 | 13-15 | 0-1-1 | 4  | 3 | 6  | 0  | 3  | 43  |  |
| at UCLA        | *                      | 34  | 6-15  | 1-7  | 3-3   | 0-2-2 | 2  | 5 | 0  | 0  | 1  | 16  |  |
| UTAH           | injured (did not play) |     |       |      |       |       |    |   |    |    |    |     |  |
| CALIFORNIA     | *                      | 34  | 4-14  | 1-4  | 2-3   | 0-2-2 | 1  | 2 | 1  | 0  | 0  | 11  |  |
| STANFORD       | *                      | 36  | 5-16  | 2-5  | 5-6   | 1-2-3 | 1  | 4 | 3  | 0  | 3  | 17  |  |

2013-14 Game-by-Game (junior)

| Game            | GS | Min | FGs  | 3FGs | FTs   | O-D-R | Pf | A  | To | BL | ST | Pts |
|-----------------|----|-----|------|------|-------|-------|----|----|----|----|----|-----|
| vs. Baylor      | *  | 36  | 5-16 | 0-4  | 0-0   | 1-3-4 | 2  | 3  | 0  | 0  | 2  | 10  |
| UT MARTIN       | *  | 18  | 2-6  | 0-2  | 2-2   | 1-2-3 | 1  | 2  | 4  | 0  | 1  | 6   |
| WYOMING         | *  | 32  | 4-11 | 2-5  | 4-4   | 0-3-3 | 3  | 0  | 3  | 0  | 2  | 14  |
| JACKSON ST.     | *  | 29  | 6-10 | 3-7  | 0-0   | 1-4-5 | 2  | 6  | 2  | 1  | 0  | 15  |
| ARKANSAS ST.    | *  | 25  | 2-8  | 1-4  | 2-2   | 0-3-3 | 3  | 4  | 2  | 0  | 2  | 7   |
| UCSB            | *  | 25  | 5-10 | 1-4  | 3-3   | 0-4-4 | 3  | 2  | 3  | 0  | 3  | 14  |
| HARVARD         | *  | 27  | 5-15 | 0-3  | 2-2   | 0-1-1 | 0  | 3  | 1  | 0  | 0  | 12  |
| at Air Force    | *  | 22  | 5-13 | 3-7  | 0-0   | 0-2-2 | 0  | 0  | 2  | 0  | 1  | 13  |
| at Colorado St. | *  | 21  | 4-12 | 0-6  | 4-6   | 0-1-1 | 2  | 1  | 2  | 0  | 2  | 12  |
| KANSAS          | *  | 33  | 5-12 | 3-6  | 2-6   | 1-2-3 | 3  | 0  | 1  | 0  | 1  | 15  |
| ELON            | *  | 13  | 4-10 | 0-1  | 0-0   | 2-0-2 | 2  | 0  | 3  | 0  | 0  | 8   |
| vs. Okla. State | *  | 37  | 8-15 | 3-7  | 0-0   | 1-1-2 | 2  | 1  | 2  | 0  | 1  | 19  |
| GEORGIA         | *  | 31  | 7-12 | 2-4  | 3-3   | 0-0-0 | 1  | 4  | 2  | 0  | 1  | 19  |
| OREGON ST.      | *  | 31  | 3-10 | 1-5  | 6-6   | 1-3-4 | 1  | 2  | 1  | 0  | 4  | 13  |
| OREGON          | *  | 36  | 8-16 | 1-3  | 10-12 | 1-6-7 | 1  | 4  | 0  | 0  | 1  | 27  |
| at Wash State   | *  | 38  | 2-12 | 1-4  | 13-14 | 0-4-4 | 3  | 3  | 1  | 0  | 2  | 18  |
| at Washington   | *  | 24  | 0-9  | 0-2  | 0-0   | 0-2-2 | 3  | 1  | 3  | 0  | 0  | 0   |
| UCLA            | *  | 29  | 7-11 | 5-7  | 2-5   | 0-4-4 | 4  | 2  | 4  | 0  | 0  | 21  |
| USC             | *  | 25  | 3-5  | 1-2  | 6-6   | 0-4-4 | 1  | 6  | 2  | 1  | 1  | 13  |
| at Arizona      | *  | 34  | 4-13 | 0-3  | 3-4   | 0-3-3 | 1  | 4  | 2  | 0  | 1  | 11  |
| at Arizona St.  | *  | 32  | 4-10 | 0-3  | 2-5   | 0-2-2 | 3  | 5  | 6  | 0  | 5  | 10  |
| UTAH            | *  | 43  | 5-16 | 1-6  | 7-10  | 2-6-8 | 0  | 7  | 4  | 0  | 1  | 18  |
| WASH. STATE     | *  | 33  | 9-12 | 2-3  | 6-8   | 1-3-4 | 2  | 5  | 3  | 0  | 3  | 26  |
| WASHINGTON      | *  | 31  | 6-14 | 2-4  | 6-6   | 0-5-5 | 1  | 7  | 4  | 0  | 0  | 20  |
| at UCLA         | *  | 37  | 6-16 | 2-7  | 2-2   | 0-0-0 | 3  | 12 | 2  | 0  | 2  | 16  |
| at USC          | *  | 34  | 7-16 | 1-4  | 3-3   | 1-7-8 | 2  | 6  | 6  | 0  | 2  | 18  |
| ARIZONA ST      | *  | 33  | 5-17 | 0-0  | 8-8   | 0-6-6 | 3  | 3  | 1  | 0  | 2  | 18  |
| ARIZONA         | *  | 31  | 4-14 | 0-3  | 2-4   | 1-3-4 | 0  | 3  | 2  | 0  | 1  | 10  |
| at Utah         | *  | 31  | 1-8  | 0-3  | 2-2   | 1-2-3 | 3  | 6  | 4  | 0  | 2  | 4   |
| at Stanford     | *  | 36  | 3-10 | 0-3  | 1-2   | 0-2-2 | 1  | 3  | 5  | 0  | 1  | 7   |
| at California   | *  | 39  | 5-13 | 1-5  | 0-0   | 0-7-7 | 3  | 2  | 3  | 0  | 0  | 11  |
| vs. USC         | *  | 37  | 9-17 | 0-1  | 3-3   | 2-5-7 | 1  | 4  | 1  | 0  | 0  | 21  |
| vs. California  | *  | 35  | 7-15 | 1-5  | 2-2   | 0-3-3 | 2  | 3  | 2  | 0  | 0  | 17  |
| vs. Arizona     | *  | 27  | 4-14 | 0-1  | 4-5   | 2-4-6 | 0  | 2  | 1  | 0  | 1  | 12  |
| vs. Pitt        | *  | 23  | 2-9  | 0-2  | 2-2   | 1-4-5 | 0  | 0  | 4  | 0  | 0  | 6   |

2012-13 Game-by-Game (sophomore)

| Game               | GS | Min | FGs   | 3FGs | FTs | O-D-R | Pf | A | To | BL | ST | Pts |
|--------------------|----|-----|-------|------|-----|-------|----|---|----|----|----|-----|
| WOFFORD            | *  | 30  | 6-13  | 1-3  | 0-0 | 0-3-3 | 1  | 0 | 3  | 0  | 1  | 13  |
| vs. Dayton         | *  | 38  | 6-11  | 3-5  | 1-2 | 0-4-4 | 0  | 4 | 1  | 0  | 1  | 16  |
| vs. Baylor         | *  | 34  | 8-18  | 2-6  | 1-2 | 0-1-1 | 2  | 3 | 3  | 0  | 3  | 19  |
| vs. Murray State   | *  | 33  | 10-18 | 2-5  | 1-2 | 0-2-2 | 2  | 2 | 2  | 0  | 4  | 23  |
| AIR FORCE          | *  | 32  | 5-13  | 1-4  | 4-5 | 2-5-7 | 3  | 5 | 3  | 0  | 1  | 15  |
| TX SOUTHERN        | *  | 45  | 4-15  | 2-8  | 5-8 | 0-6-6 | 3  | 4 | 2  | 0  | 0  | 15  |
| at Wyoming         | *  | 31  | 2-13  | 2-5  | 0-0 | 1-1-2 | 2  | 2 | 4  | 0  | 0  | 6   |
| COLORADO ST.       | *  | 33  | 2-11  | 1-3  | 1-5 | 2-1-3 | 3  | 2 | 1  | 0  | 1  | 6   |
| at Kansas          | *  | 29  | 5-15  | 1-6  | 4-4 | 0-4-4 | 2  | 1 | 2  | 0  | 1  | 15  |
| at Fresno State    | *  | 35  | 4-10  | 2-3  | 4-6 | 0-4-4 | 1  | 1 | 2  | 0  | 2  | 14  |
| N. ARIZONA         | *  | 18  | 8-9   | 1-2  | 0-1 | 0-4-4 | 1  | 1 | 0  | 0  | 2  | 17  |
| HARTFORD           | *  | 26  | 8-13  | 3-5  | 0-0 | 1-3-4 | 1  | 2 | 3  | 0  | 1  | 19  |
| at Arizona         | *  | 43  | 5-17  | 4-7  | 4-4 | 0-3-3 | 4  | 5 | 2  | 0  | 0  | 18  |
| at Arizona State   | *  | 34  | 5-14  | 1-6  | 2-3 | 1-3-4 | 5  | 2 | 3  | 0  | 2  | 13  |
| USC                | *  | 31  | 4-12  | 1-4  | 3-3 | 0-2-2 | 1  | 2 | 4  | 0  | 1  | 12  |
| UCLA               | *  | 31  | 6-16  | 2-5  | 4-4 | 0-3-3 | 2  | 1 | 2  | 0  | 1  | 18  |
| at Washington      | *  | 34  | 3-14  | 0-3  | 3-3 | 1-6-7 | 5  | 3 | 3  | 0  | 1  | 9   |
| at Washington St.* | *  | 37  | 3-11  | 0-2  | 1-3 | 1-6-7 | 1  | 4 | 2  | 0  | 1  | 7   |
| STANFORD           | *  | 26  | 6-9   | 0-2  | 1-2 | 0-4-4 | 4  | 3 | 1  | 0  | 3  | 13  |
| CALIFORNIA         | *  | 32  | 8-12  | 4-6  | 0-0 | 0-4-4 | 0  | 3 | 4  | 0  | 1  | 20  |
| at Utah            | *  | 37  | 3-14  | 0-5  | 2-2 | 2-1-3 | 1  | 1 | 1  | 0  | 1  | 8   |
| at Oregon          | *  | 22  | 3-13  | 1-3  | 1-2 | 0-2-2 | 3  | 0 | 1  | 0  | 0  | 8   |
| at Oregon State    | *  | 37  | 2-14  | 0-5  | 5-6 | 3-3-6 | 1  | 3 | 1  | 0  | 1  | 9   |
| ARIZONA            | *  | 32  | 4-11  | 1-4  | 1-2 | 0-1-1 | 0  | 2 | 1  | 0  | 3  | 10  |
| ARIZONA ST.        | *  | 37  | 7-13  | 3-7  | 0-0 | 0-3-3 | 1  | 2 | 3  | 0  | 0  | 17  |
| UTAH               | *  | 31  | 3-11  | 1-6  | 1-2 | 1-3-4 | 2  | 1 | 1  | 0  | 1  | 8   |
| at Stanford        | *  | 27  | 2-9   | 0-2  | 0-0 | 0-4-4 | 1  | 3 | 2  | 0  | 1  | 4   |
| at California      | *  | 29  | 2-11  | 1-5  | 1-2 | 0-2-2 | 1  | 0 | 1  | 0  | 1  | 6   |
| OREGON             | *  | 28  | 5-12  | 0-4  | 1-2 | 0-6-6 | 2  | 2 | 3  | 0  | 2  | 11  |
| OREGON ST.         | *  | 29  | 3-13  | 2-7  | 0-0 | 0-0-0 | 2  | 3 | 1  | 0  | 2  | 8   |
| vs. Oregon St.     | *  | 29  | 1-9   | 1-4  | 4-4 | 0-3-3 | 1  | 4 | 2  | 0  | 1  | 7   |
| vs. Arizona        | *  | 26  | 4-10  | 2-5  | 2-2 | 1-0-1 | 3  | 0 | 3  | 0  | 0  | 12  |
| vs. Illinois       | *  | 34  | 5-14  | 4-10 | 0-0 | 1-2-3 | 3  | 0 | 2  | 0  | 0  | 14  |

2011-12 Game-by-Game (freshman)

| Game              | GS                 | Min | FGs  | 3FGs | FTs | O-D-R | Pf | A | To | BL | ST | Pts |  |
|-------------------|--------------------|-----|------|------|-----|-------|----|---|----|----|----|-----|--|
| FORT LEWIS        | -                  | 20  | 3-8  | 0-0  | 3-3 | 0-4-4 | 1  | 2 | 3  | 0  | 1  | 9   |  |
| vs. Wichita State | *                  | 12  | 1-2  | 1-1  | 2-4 | 0-2-2 | 4  | 1 | 3  | 0  | 2  | 5   |  |
| vs. Maryland      | -                  | 21  | 4-6  | 0-0  | 0-2 | 0-3-3 | 5  | 4 | 2  | 0  | 4  | 8   |  |
| vs. W. Michigan   | -                  | 26  | 3-8  | 0-2  | 5-6 | 0-2-2 | 3  | 4 | 1  | 0  | 0  | 11  |  |
| at Air Force      | -                  | 30  | 3-7  | 3-4  | 2-4 | 1-4-5 | 1  | 0 | 2  | 0  | 0  | 11  |  |
| GEORGIA           | -                  | 23  | 4-6  | 0-1  | 6-8 | 0-4-4 | 1  | 3 | 0  | 0  | 0  | 14  |  |
| at Colorado State | -                  | 23  | 2-9  | 0-2  | 2-3 | 1-2-3 | 1  | 1 | 3  | 0  | 1  | 6   |  |
| FRESNO STATE      | -                  | 16  | 0-2  | 0-0  | 0-0 | 0-1-1 | 2  | 2 | 3  | 0  | 0  | 0   |  |
| WYOMING           | -                  | 24  | 3-8  | 1-4  | 2-4 | 0-1-1 | 2  | 1 | 2  | 0  | 1  | 9   |  |
| CSU BAKERSFIELD   | -                  | 21  | 2-6  | 0-1  | 2-2 | 0-2-2 | 2  | 0 | 1  | 0  | 1  | 6   |  |
| TEXAS SOUTHERN    | did not play (flu) |     |      |      |     |       |    |   |    |    |    |     |  |
| NEW ORLEANS       | -                  | 23  | 5-11 | 1-3  | 2-2 | 1-5-6 | 1  | 3 | 1  | 0  | 2  | 13  |  |
| UTAH              | -                  | 19  | 4-9  | 4-7  | 2-2 | 0-1-1 | 2  | 2 | 1  | 0  | 0  | 14  |  |
| WASHINGTON        | -                  | 23  | 4-8  | 3-5  | 1-2 | 0-    |    |   |    |    |    |     |  |



# WESLEY GORDON #1

Redshirt-Sophomore • Forward

6'9" • 240 • 1L

Colorado Springs, Colo. (Sierra HS)

| MISC.                 | '14-15 | CAREER |
|-----------------------|--------|--------|
| Double-Figure Scoring | 9      | 14     |
| 5+ Points             | 17     | 38     |
| 10+ Rebounds          | 6      | 10     |
| Double-Doubles        | 4      | 5      |
| Led CU in Scoring     | 1      | 1      |
| Led CU in Rebounds    | 11     | 19     |
| Led CU in Assists     | 1      | 4      |
| Led CU in Steals      | 3      | 8      |
| Led CU in Blocks      | 11     | 27     |
| 5+ Rebounds           | 20     | 42     |
| 2+ Assists            | 7      | 15     |
| 2+ Steals             | 1      | 3      |
| 2+ Blocks             | 12     | 24     |
| 4+ Blocks             | 2      | 5      |

### SEASON/CAREER HIGHS

|                  |    |                               |
|------------------|----|-------------------------------|
| <b>Points</b>    |    |                               |
| Season           | 16 | Auburn (Nov. 17)              |
| Career           | 16 | Auburn (Nov. 17)              |
| <b>FGM</b>       |    |                               |
| Season           | 8  | Auburn (Nov. 17)              |
| Career           | 8  | Auburn (Nov. 17)              |
| <b>FGA</b>       |    |                               |
| Season           | 11 | Auburn (Nov. 17)              |
| Career           | 11 | Auburn (Nov. 17)              |
| <b>Rebounds</b>  |    |                               |
| Season           | 17 | Washington (Jan. 22)          |
| Career           | 17 | Washington (Jan. 22)          |
| <b>O-Rebs</b>    |    |                               |
| Season           | 8  | Washington (Jan. 22)          |
| Career           | 8  | Washington (Jan. 22)          |
| <b>D-Rebs</b>    |    |                               |
| Season           | 12 | UCLA (Jan. 2)                 |
| Career           | 12 | UCLA (Jan. 2)                 |
| <b>3-Pt. FGs</b> |    |                               |
| Season           | 2  | Washington State (Jan. 24)    |
| Career           | 2  | Washington State (Jan. 24)    |
| <b>3-Pt. FGA</b> |    |                               |
| Season           | 3  | Washington State (Jan. 24)    |
| Career           | 3  | Washington State (Jan. 24)    |
| <b>FT</b>        |    |                               |
| Season           | 7  | UCLA (Jan. 2)                 |
| Career           | 7  | UCLA (Jan. 2)                 |
| <b>FTA</b>       |    |                               |
| Season           | 9  | at UCLA (Jan. 31)             |
| Career           | 11 | Jackson State (Nov. 16, 2013) |
| <b>Assists</b>   |    |                               |
| Season           | 5  | Washington State (Jan. 24)    |
| Career           | 5  | Washington State (Jan. 24)    |
| <b>Steals</b>    |    |                               |
| Season           | 2  | Washington State (Jan. 24)    |
| Career           | 2  | three times                   |
| <b>Blocks</b>    |    |                               |
| Season           | 7  | UCLA (Jan. 2)                 |
| Career           | 7  | UCLA (Jan. 2)                 |
| <b>Minutes</b>   |    |                               |
| Season           | 32 | Colorado St. (Dec. 10)        |
| Career           | 37 | at California (Mar. 8, 2014)  |

### CAREER STATISTICS

| Year         | GP-GS        | Min         | FG-FGA                       | Pct         | 3PT-A       | Pct         | FT-FTA        | Pct         | O          | D          | Reb        | Avg        | Ast       | To        | PF-FO        | Stl       | Blk       | Pts        | Avg        |  |
|--------------|--------------|-------------|------------------------------|-------------|-------------|-------------|---------------|-------------|------------|------------|------------|------------|-----------|-----------|--------------|-----------|-----------|------------|------------|--|
| 2012-13      |              |             | redshirt year - did not play |             |             |             |               |             |            |            |            |            |           |           |              |           |           |            |            |  |
| 2013-14      | 31-27        | 779         | 67-141                       | .475        | 4-11        | .364        | 44-73         | .603        | 76         | 110        | 186        | 6.0        | 29        | 49        | 55-0         | 13        | 41        | 182        | 5.9        |  |
| 2014-15      | 24-21        | 639         | 61-117                       | .521        | 4-12        | .333        | 49-69         | .710        | 67         | 118        | 185        | 7.7        | 28        | 29        | 50-2         | 8         | 38        | 175        | 7.3        |  |
| <b>Total</b> | <b>55-48</b> | <b>1418</b> | <b>128-258</b>               | <b>.496</b> | <b>8-23</b> | <b>.348</b> | <b>93-143</b> | <b>.655</b> | <b>143</b> | <b>228</b> | <b>371</b> | <b>6.8</b> | <b>57</b> | <b>78</b> | <b>105-2</b> | <b>21</b> | <b>79</b> | <b>357</b> | <b>6.5</b> |  |

### 2014-15 Game-by-Game (RS-sophomore)

| Game           | GS | Min | FGs  | 3FGs | FTs | O-D-R   | Pf | A | To | BL | ST | Pts |
|----------------|----|-----|------|------|-----|---------|----|---|----|----|----|-----|
| DREXEL         | -  | 20  | 2-2  | 0-0  | 5-6 | 0-4-4   | 2  | 0 | 0  | 0  | 0  | 9   |
| AUBURN         | *  | 28  | 8-11 | 0-0  | 0-0 | 5-7-12  | 1  | 1 | 0  | 1  | 0  | 16  |
| at Wyoming     | *  | 24  | 1-3  | 0-0  | 0-2 | 0-5-5   | 2  | 1 | 0  | 0  | 0  | 2   |
| AIR FORCE      | -  | 21  | 1-3  | 0-1  | 2-4 | 2-1-3   | 1  | 0 | 2  | 3  | 1  | 4   |
| LIPSCOMB       | *  | 24  | 2-3  | 0-0  | 2-2 | 3-6-9   | 2  | 1 | 1  | 3  | 0  | 6   |
| USF            | *  | 24  | 3-8  | 0-2  | 0-0 | 1-1-2   | 1  | 0 | 1  | 2  | 0  | 6   |
| at Georgia     | *  | 27  | 2-3  | 0-0  | 0-2 | 4-2-6   | 3  | 0 | 2  | 1  | 1  | 4   |
| COLORADO ST    | *  | 32  | 3-3  | 0-0  | 1-1 | 5-6-11  | 3  | 0 | 0  | 2  | 0  | 7   |
| NO. COLO.      | *  | 28  | 4-5  | 1-1  | 4-5 | 3-3-6   | 2  | 2 | 1  | 1  | 0  | 13  |
| vs. DePaul     | *  | 30  | 3-3  | 0-0  | 5-6 | 1-4-5   | 2  | 2 | 0  | 0  | 0  | 11  |
| vs. Geo. Wash. | *  | 28  | 3-8  | 0-0  | 4-4 | 3-4-7   | 2  | 0 | 0  | 0  | 0  | 10  |
| at Hawai'i     | *  | 31  | 1-3  | 0-0  | 0-0 | 3-3-6   | 2  | 1 | 1  | 1  | 1  | 2   |
| UCLA           | *  | 31  | 2-6  | 0-0  | 7-8 | 2-12-14 | 1  | 1 | 4  | 7  | 0  | 11  |
| USC            | *  | 24  | 2-3  | 0-0  | 2-2 | 2-7-9   | 1  | 3 | 1  | 2  | 0  | 6   |
| at Utah        | *  | 27  | 2-3  | 0-0  | 0-0 | 2-5-7   | 1  | 2 | 3  | 3  | 0  | 4   |
| at Arizona     | *  | 25  | 1-2  | 0-0  | 1-2 | 1-4-5   | 5  | 1 | 1  | 0  | 0  | 3   |
| at Arizona St. | *  | 29  | 4-8  | 1-1  | 1-2 | 3-5-8   | 1  | 2 | 0  | 0  | 0  | 10  |
| WASHINGTON     | *  | 31  | 4-8  | 0-0  | 2-2 | 8-9-17  | 2  | 1 | 2  | 0  | 0  | 10  |
| WASH STATE     | *  | 27  | 4-7  | 2-3  | 0-2 | 4-10-14 | 1  | 5 | 2  | 4  | 2  | 10  |
| at USC         | *  | 28  | 3-6  | 0-1  | 2-4 | 4-3-7   | 5  | 2 | 2  | 0  | 1  | 8   |
| at UCLA        | -  | 29  | 2-5  | 0-1  | 6-9 | 3-5-8   | 2  | 1 | 2  | 2  | 0  | 10  |
| UTAH           | -  | 19  | 0-1  | 0-1  | 2-2 | 0-2-2   | 3  | 0 | 2  | 2  | 1  | 2   |
| CALIFORNIA     | *  | 25  | 3-7  | 0-0  | 0-0 | 5-5-10  | 4  | 1 | 1  | 2  | 1  | 6   |
| STANFORD       | *  | 27  | 1-6  | 0-1  | 3-4 | 3-5-8   | 1  | 1 | 1  | 2  | 0  | 5   |

### 2013-14 Game-by-Game (redshirt-freshman)

| Game            | GS | Min | FGs  | 3FGs | FTs  | O-D-R  | Pf | A | To | BL | ST | Pts |
|-----------------|----|-----|------|------|------|--------|----|---|----|----|----|-----|
| vs. Baylor      | *  | 27  | 4-6  | 0-2  | 1-2  | 3-5-8  | 2  | 1 | 0  | 0  | 0  | 9   |
| UT MARTIN       | *  | 25  | 6-7  | 0-0  | 1-2  | 2-6-8  | 2  | 2 | 2  | 2  | 0  | 13  |
| WYOMING         | *  | 33  | 2-5  | 0-0  | 2-2  | 0-2-2  | 1  | 2 | 3  | 0  | 1  | 6   |
| JACKSON ST.     | *  | 24  | 2-2  | 0-0  | 6-11 | 0-3-3  | 3  | 3 | 0  | 2  | 0  | 10  |
| ARKANSAS ST.    | *  | 24  | 2-7  | 0-0  | 5-7  | 2-6-8  | 2  | 1 | 1  | 2  | 0  | 9   |
| UCSB            | *  | 21  | 3-4  | 0-0  | 3-6  | 5-1-6  | 1  | 0 | 0  | 0  | 0  | 9   |
| HARVARD         | *  | 29  | 2-6  | 0-0  | 1-2  | 4-7-11 | 1  | 2 | 4  | 3  | 0  | 5   |
| at Air Force    | *  | 24  | 1-4  | 0-0  | 4-8  | 3-0-3  | 1  | 2 | 0  | 2  | 0  | 6   |
| at Colorado St. | *  | 28  | 0-3  | 0-0  | 1-2  | 1-7-8  | 1  | 1 | 3  | 1  | 2  | 1   |
| vs. Okla. State | *  | 22  | 1-4  | 0-0  | 0-0  | 1-5-6  | 3  | 0 | 3  | 0  | 1  | 2   |
| GEORGIA         | *  | 26  | 3-3  | 0-0  | 4-4  | 2-4-6  | 2  | 1 | 2  | 1  | 1  | 10  |
| OREGON ST.      | *  | 20  | 2-4  | 0-0  | 1-2  | 2-0-2  | 3  | 0 | 0  | 2  | 0  | 5   |
| OREGON          | *  | 27  | 2-5  | 0-1  | 0-0  | 4-3-7  | 1  | 1 | 4  | 2  | 0  | 4   |
| at Wash. State  | *  | 28  | 2-5  | 0-0  | 1-2  | 3-3-6  | 1  | 0 | 3  | 1  | 0  | 5   |
| at Washington   | *  | 27  | 5-7  | 0-0  | 1-2  | 7-6-13 | 1  | 0 | 2  | 4  | 0  | 11  |
| UCLA            | *  | 27  | 0-3  | 0-0  | 2-4  | 2-4-6  | 3  | 1 | 3  | 1  | 2  | 2   |
| USC             | *  | 22  | 2-3  | 1-2  | 0-0  | 4-4-8  | 1  | 2 | 2  | 5  | 1  | 5   |
| at Arizona      | *  | 24  | 0-6  | 0-0  | 0-0  | 3-3-6  | 1  | 0 | 2  | 2  | 0  | 0   |
| at Arizona St.  | *  | 29  | 3-5  | 1-1  | 0-1  | 2-4-6  | 1  | 1 | 0  | 1  | 0  | 7   |
| UTAH            | *  | 36  | 5-9  | 1-2  | 1-2  | 3-3-6  | 0  | 0 | 1  | 0  | 0  | 12  |
| WASH STATE      | *  | 31  | 2-8  | 0-1  | 4-4  | 4-6-10 | 1  | 1 | 1  | 4  | 0  | 8   |
| at USC          | -  | 11  | 0-0  | 0-0  | 0-0  | 0-2-2  | 2  | 1 | 0  | 0  | 1  | 0   |
| ARIZONA ST      | -  | 18  | 3-3  | 0-0  | 0-1  | 2-3-5  | 1  | 2 | 1  | 1  | 0  | 6   |
| ARIZONA         | -  | 13  | 1-1  | 0-0  | 2-2  | 2-2-4  | 4  | 0 | 0  | 0  | 0  | 4   |
| at Utah         | -  | 23  | 2-6  | 0-0  | 1-2  | 2-1-3  | 3  | 1 | 1  | 1  | 1  | 5   |
| at Stanford     | *  | 24  | 1-1  | 0-0  | 0-0  | 2-3-5  | 3  | 0 | 1  | 1  | 1  | 2   |
| at California   | *  | 37  | 4-10 | 0-1  | 0-0  | 4-7-11 | 4  | 2 | 3  | 0  | 1  | 8   |
| vs. USC         | *  | 30  | 4-6  | 0-0  | 0-0  | 2-4-6  | 2  | 1 | 2  | 1  | 1  | 8   |
| vs. California  | *  | 33  | 1-3  | 0-0  | 0-1  | 3-3-6  | 1  | 0 | 2  | 2  | 0  | 2   |
| vs. Arizona     | *  | 14  | 0-1  | 0-0  | 2-2  | 0-2-2  | 3  | 0 | 1  | 0  | 0  | 2   |
| vs. Pitt        | *  | 22  | 2-4  | 1-1  | 1-2  | 2-1-3  | 0  | 1 | 2  | 0  | 0  | 6   |



# XAVIER JOHNSON #2

Junior • Guard/Forward  
 6'7" • 230 • 2L  
 Los Angeles, Calif.  
 (Mater Dei HS)

| MISC.                 | '14-15 CAREER |    |
|-----------------------|---------------|----|
| Double-Figure Scoring | 12            | 49 |
| 20+ Points            | 2             | 8  |
| 13+ Points            | 8             | 30 |
| 10+ Rebounds          | 1             | 7  |
| Double-Doubles        | 1             | 6  |
| Led CU in Scoring     | 4             | 12 |
| Led CU in Rebounds    | 5             | 13 |
| Led CU in Blocks      | 1             | 11 |
| Led CU in Assists     | 1             | 4  |
| Led CU in Steals      | 4             | 11 |
| 5+ Rebounds           | 13            | 47 |
| 2+ Blocks             | 2             | 4  |
| 2+ Steals             | 3             | 11 |

## SEASON/CAREER HIGHS

|                  |    |   |
|------------------|----|---|
| <b>Points</b>    |    |   |
| Season           | 20 | twice   |
| Career           | 27 | Washington (Feb. 9, 2014)                             |
| <b>FGM</b>       |    |   |
| Season           | 7  | twice   |
| Career           | 10 | Washington (Feb. 9, 2014)                             |
| <b>FGA</b>       |    |   |
| Season           | 14 | vs. DePaul (Dec. 22)                                  |
| Career           | 16 | at Stanford (Mar. 5, 2014)                            |
| <b>Rebounds</b>  |    |   |
| Season           | 13 | Stanford (Feb. 15)                                    |
| Career           | 15 | Elon (Dec. 13, 2013)                                  |
| <b>O-Rebs</b>    |    |   |
| Season           | 4  | twice   |
| Career           | 9  | Arizona State (Feb. 16, 2013)                         |
| <b>D-Rebs</b>    |    |   |
| Season           | 9  | Stanford (Feb. 15)                                    |
| Career           | 11 | Elon (Dec. 13, 2013)<br>California (Jan. 27, 2013)    |
| <b>3-Pt. FGs</b> |    |   |
| Season           | 2  | five times  |
| Career           | 4  | at Arizona (Jan. 23, 2014)<br>Arizona (Feb. 14, 2013) |
| <b>3-Pt. FGA</b> |    |   |
| Season           | 7  | vs. DePaul (Dec. 22)                                  |
| Career           | 7  | twice   |
| <b>FT</b>        |    |   |
| Season           | 6  | twice   |
| Career           | 7  | Utah (Feb. 1, 2014)                                   |
| <b>FTA</b>       |    |   |
| Season           | 9  | twice   |
| Career           | 11 | Washington St. (Feb. 5, 2014)                         |
| <b>Assists</b>   |    |   |
| Season           | 2  | twice   |
| Career           | 3  | Elon (Dec. 13, 2013)<br>UT Martin (Nov. 10, 2013)     |
| <b>Steals</b>    |    |   |
| Season           | 3  | twice   |
| Career           | 3  | five times  |
| <b>Blocks</b>    |    |   |
| Season           | 2  | twice   |
| Career           | 3  | Oregon State (Mar. 9, 2013)                           |
| <b>Minutes</b>   |    |   |
| Season           | 36 | at USC (Jan. 29)                                      |
| Career           | 43 | at California (Mar. 8, 2014)                          |

## CAREER STATISTICS

| Year         | GP-GS        | Min         | FG-FGA         | Pct         | 3PT-A         | Pct         | FT-FTA         | Pct         | O          | D          | Reb        | Avg        | Ast       | To         | PF-FO        | Stl       | Blk       | Pts        | Avg         |
|--------------|--------------|-------------|----------------|-------------|---------------|-------------|----------------|-------------|------------|------------|------------|------------|-----------|------------|--------------|-----------|-----------|------------|-------------|
| 2012-13      | 33-18        | 792         | 105-204        | .515        | 25- 57        | .439        | 60-107         | .561        | 56         | 103        | 159        | 4.8        | 12        | 58         | 96-4         | 9         | 15        | 295        | 8.9         |
| 2013-14      | 33-33        | 994         | 136-293        | .464        | 37-102        | .363        | 87-142         | .613        | 57         | 137        | 194        | 5.9        | 27        | 58         | 67-3         | 25        | 10        | 396        | 12.0        |
| 2014-15      | 19-13        | 491         | 72-166         | .434        | 21- 56        | .375        | 50- 73         | .685        | 28         | 82         | 110        | 5.8        | 10        | 35         | 42-1         | 14        | 6         | 215        | 11.3        |
| <b>Total</b> | <b>85-64</b> | <b>2277</b> | <b>313-663</b> | <b>.472</b> | <b>83-215</b> | <b>.386</b> | <b>197-322</b> | <b>.612</b> | <b>141</b> | <b>322</b> | <b>463</b> | <b>5.5</b> | <b>49</b> | <b>151</b> | <b>205-7</b> | <b>48</b> | <b>31</b> | <b>906</b> | <b>10.7</b> |

22-22-22

2014-15 Game-by-Game (junior)

| Game           | GS                     | Min | FGs  | 3FGs | FTs | O-D-R  | Pf | A | To | BL | ST | Pts |
|----------------|------------------------|-----|------|------|-----|--------|----|---|----|----|----|-----|
| DREXEL         | -                      | 19  | 2-5  | 2-2  | 2-2 | 0-1-1  | 3  | 0 | 3  | 0  | 0  | 8   |
| AUBURN         | *                      | 28  | 5-10 | 1-3  | 6-9 | 0-5-5  | 1  | 2 | 0  | 1  | 1  | 17  |
| at Wyoming     | *                      | 23  | 3-10 | 1-4  | 2-2 | 0-2-2  | 0  | 2 | 3  | 0  | 1  | 9   |
| AIR FORCE      | *                      | 26  | 5-11 | 0-2  | 5-5 | 2-7-9  | 4  | 1 | 2  | 1  | 2  | 15  |
| LIPSCOMB       | *                      | 28  | 2-5  | 2-3  | 4-6 | 0-5-5  | 3  | 1 | 0  | 0  | 0  | 10  |
| USF            | did not play (injured) |     |      |      |     |        |    |   |    |    |    |     |
| at Georgia     | *                      | 30  | 4-12 | 2-6  | 0-0 | 1-5-6  | 4  | 0 | 3  | 2  | 0  | 10  |
| COLORADO ST    | *                      | 35  | 7-10 | 2-3  | 4-9 | 1-4-5  | 2  | 0 | 2  | 0  | 0  | 20  |
| NO. COLO.      | *                      | 23  | 5-6  | 3-3  | 3-4 | 2-6-8  | 3  | 1 | 1  | 0  | 1  | 16  |
| vs. DePaul     | *                      | 27  | 6-14 | 2-7  | 6-6 | 1-6-7  | 2  | 0 | 3  | 0  | 2  | 20  |
| vs. Geo. Wash. | *                      | 34  | 3-6  | 0-1  | 2-3 | 3-4-7  | 1  | 0 | 2  | 0  | 1  | 8   |
| at Hawai'i     | *                      | 31  | 5-13 | 1-5  | 4-4 | 4-4-8  | 2  | 1 | 2  | 0  | 1  | 15  |
| UCLA           | *                      | 34  | 5-10 | 1-2  | 3-4 | 2-4-6  | 0  | 0 | 3  | 0  | 3  | 14  |
| USC            | *                      | 25  | 7-10 | 1-2  | 2-4 | 1-4-5  | 3  | 1 | 1  | 0  | 0  | 17  |
| at Utah        | *                      | 6   | 0-1  | 0-0  | 0-0 | 0-1-1  | 0  | 0 | 1  | 0  | 0  | 0   |
| at Arizona     | did not play (injured) |     |      |      |     |        |    |   |    |    |    |     |
| at Arizona St. | did not play (injured) |     |      |      |     |        |    |   |    |    |    |     |
| WASHINGTON     | did not play (injured) |     |      |      |     |        |    |   |    |    |    |     |
| WASH STATE     | did not play (injured) |     |      |      |     |        |    |   |    |    |    |     |
| at USC         | -                      | 36  | 5-12 | 2-5  | 0-2 | 2-3-5  | 5  | 0 | 3  | 2  | 1  | 12  |
| at UCLA        | -                      | 21  | 0-7  | 0-1  | 0-0 | 3-3-6  | 3  | 0 | 1  | 0  | 0  | 0   |
| UTAH           | -                      | 20  | 2-6  | 1-2  | 3-5 | 0-4-4  | 4  | 0 | 1  | 0  | 0  | 8   |
| CALIFORNIA     | *                      | 23  | 2-10 | 0-1  | 2-4 | 2-5-7  | 1  | 1 | 2  | 0  | 1  | 6   |
| STANFORD       | -                      | 22  | 4-8  | 0-3  | 2-4 | 4-9-13 | 1  | 0 | 2  | 0  | 0  | 10  |

2013-14 Game-by-Game (sophomore)

| Game            | GS | Min | FGs   | 3FGs | FTs  | O-D-R   | Pf | A | To | BL | ST | Pts |
|-----------------|----|-----|-------|------|------|---------|----|---|----|----|----|-----|
| vs. Baylor      | *  | 17  | 4-9   | 0-2  | 0-3  | 1-2-3   | 5  | 0 | 0  | 0  | 3  | 8   |
| UT MARTIN       | *  | 25  | 3-5   | 1-2  | 5-5  | 0-4-4   | 2  | 3 | 1  | 0  | 1  | 12  |
| WYOMING         | *  | 31  | 4-6   | 0-1  | 5-9  | 1-4-5   | 2  | 0 | 1  | 1  | 1  | 13  |
| UCSB            | *  | 29  | 3-5   | 0-2  | 3-4  | 0-5-5   | 1  | 2 | 3  | 0  | 3  | 9   |
| HARVARD         | *  | 28  | 4-7   | 3-4  | 0-0  | 1-5-6   | 1  | 1 | 2  | 0  | 1  | 11  |
| at Air Force    | *  | 23  | 5-6   | 0-1  | 1-1  | 3-5-8   | 1  | 2 | 0  | 0  | 0  | 11  |
| at Colorado St. | *  | 18  | 0-4   | 0-2  | 0-0  | 2-1-3   | 5  | 0 | 3  | 1  | 1  | 0   |
| KANSAS          | *  | 33  | 4-9   | 1-2  | 5-8  | 2-4-6   | 0  | 0 | 1  | 0  | 3  | 14  |
| ELON            | *  | 31  | 3-6   | 2-3  | 4-8  | 4-11-15 | 1  | 3 | 2  | 1  | 0  | 12  |
| vs. Okla State  | *  | 27  | 1-5   | 0-3  | 1-2  | 1-4-5   | 3  | 0 | 3  | 0  | 0  | 3   |
| GEORGIA         | *  | 26  | 5-10  | 3-6  | 0-0  | 1-3-4   | 2  | 1 | 2  | 0  | 1  | 13  |
| OREGON ST.      | *  | 33  | 3-10  | 0-3  | 3-5  | 2-7-9   | 1  | 0 | 1  | 1  | 0  | 9   |
| OREGON          | *  | 29  | 6-10  | 0-1  | 3-3  | 3-4-7   | 3  | 0 | 5  | 0  | 0  | 15  |
| at Wash. State  | *  | 34  | 4-8   | 0-1  | 6-10 | 1-2-3   | 3  | 1 | 0  | 0  | 0  | 14  |
| at Washington   | *  | 30  | 3-6   | 1-2  | 1-2  | 3-3-6   | 2  | 1 | 3  | 1  | 0  | 8   |
| UCLA            | *  | 33  | 1-6   | 0-2  | 0-0  | 2-6-8   | 0  | 1 | 1  | 1  | 1  | 2   |
| USC             | *  | 23  | 4-9   | 1-1  | 1-1  | 0-1-1   | 0  | 0 | 0  | 1  | 0  | 10  |
| at Arizona      | *  | 34  | 7-12  | 4-5  | 3-3  | 1-1-2   | 3  | 0 | 3  | 0  | 0  | 21  |
| at Arizona St.  | *  | 35  | 4-9   | 1-4  | 3-8  | 1-4-5   | 2  | 1 | 5  | 1  | 2  | 12  |
| UTAH            | *  | 37  | 2-6   | 0-2  | 7-10 | 4-6-10  | 3  | 2 | 2  | 0  | 2  | 11  |
| WASH STATE      | *  | 33  | 7-14  | 1-5  | 5-11 | 2-7-9   | 2  | 0 | 3  | 1  | 2  | 20  |
| WASHINGTON      | *  | 31  | 10-14 | 3-3  | 4-4  | 4-6-10  | 1  | 2 | 1  | 0  | 1  | 27  |
| at UCLA         | *  | 36  | 5-12  | 2-7  | 2-4  | 1-8-9   | 1  | 0 | 0  | 1  | 0  | 14  |
| at UCLA         | *  | 25  | 6-11  | 3-5  | 5-6  | 1-3-4   | 5  | 1 | 0  | 0  | 0  | 20  |
| ARIZONA ST      | *  | 34  | 3-13  | 0-5  | 5-9  | 4-2-6   | 2  | 0 | 0  | 0  | 0  | 11  |
| ARIZONA         | *  | 29  | 1-10  | 0-3  | 3-4  | 1-5-6   | 2  | 0 | 1  | 0  | 0  | 5   |
| at Utah         | *  | 24  | 4-8   | 1-3  | 1-1  | 0-4-4   | 4  | 2 | 4  | 0  | 2  | 10  |
| at Stanford     | *  | 37  | 5-16  | 0-5  | 4-6  | 3-2-5   | 3  | 2 | 2  | 0  | 1  | 14  |
| at California   | *  | 43  | 8-15  | 3-4  | 5-6  | 3-3-6   | 1  | 0 | 0  | 0  | 0  | 24  |
| vs. USC         | *  | 32  | 4-6   | 2-2  | 1-5  | 0-3-3   | 0  | 0 | 2  | 0  | 0  | 11  |
| vs. California  | *  | 29  | 4-7   | 2-4  | 0-0  | 2-6-8   | 0  | 1 | 1  | 0  | 0  | 10  |
| vs. Arizona     | *  | 32  | 4-11  | 2-3  | 1-3  | 2-3-5   | 3  | 0 | 2  | 0  | 0  | 11  |
| vs. Pitt        | *  | 33  | 5-8   | 1-4  | 0-1  | 1-3-4   | 3  | 1 | 4  | 0  | 0  | 11  |

2012-13 Game-by-Game (freshman)

| Game              | GS | Min | FGs  | 3FGs | FTs | O-D-R   | Pf | A | To | BL | ST | Pts |
|-------------------|----|-----|------|------|-----|---------|----|---|----|----|----|-----|
| WOFFORD           | -  | 24  | 1-2  | 0-1  | 3-4 | 2-6-8   | 1  | 1 | 2  | 0  | 0  | 5   |
| vs. Dayton        | -  | 26  | 5-9  | 2-4  | 3-4 | 0-3-3   | 5  | 1 | 1  | 2  | 1  | 15  |
| vs. Baylor        | -  | 23  | 3-6  | 0-0  | 1-4 | 2-4-6   | 3  | 1 | 5  | 1  | 0  | 7   |
| vs. Murray State  | -  | 12  | 1-1  | 0-0  | 0-1 | 1-0-1   | 2  | 0 | 1  | 0  | 0  | 2   |
| AIR FORCE         | -  | 10  | 3-4  | 1-2  | 0-0 | 0-1-1   | 4  | 0 | 1  | 0  | 0  | 7   |
| TX SOUTHERN       | -  | 23  | 2-4  | 0-0  | 2-4 | 2-3-5   | 4  | 0 | 2  | 1  | 0  | 6   |
| at Wyoming        | -  | 22  | 2-4  | 0-1  | 2-2 | 1-2-3   | 4  | 0 | 3  | 0  | 0  | 6   |
| COLORADO ST.      | -  | 16  | 2-3  | 0-1  | 1-4 | 0-2-2   | 1  | 0 | 0  | 1  | 0  | 5   |
| at Kansas         | -  | 18  | 0-4  | 0-1  | 1-4 | 1-3-4   | 5  | 0 | 1  | 0  | 0  | 1   |
| at Fresno State   | -  | 8   | 0-0  | 0-0  | 1-2 | 0-4-4   | 4  | 0 | 3  | 1  | 0  | 1   |
| N. ARIZONA        | -  | 23  | 6-7  | 3-3  | 2-3 | 1-3-4   | 1  | 1 | 2  | 0  | 0  | 17  |
| HARTFORD          | -  | 18  | 1-6  | 0-1  | 2-2 | 2-0-2   | 2  | 1 | 2  | 0  | 0  | 4   |
| at Arizona        | *  | 38  | 4-8  | 2-4  | 3-6 | 2-4-6   | 3  | 1 | 0  | 0  | 2  | 13  |
| at Arizona State  | -  | 14  | 2-6  | 0-1  | 0-0 | 2-2-4   | 5  | 0 | 2  | 0  | 0  | 4   |
| USC               | *  | 23  | 2-7  | 0-2  | 3-6 | 1-2-3   | 3  | 1 | 0  | 1  | 0  | 7   |
| UCLA              | *  | 22  | 2-5  | 1-3  | 3-5 | 1-1-2   | 2  | 0 | 2  | 0  | 0  | 8   |
| at Washington     | *  | 29  | 4-10 | 0-0  | 1-2 | 3-1-4   | 4  | 0 | 3  | 1  | 0  | 9   |
| at Washington St. | -  | 20  | 5-7  | 0-2  | 4-6 | 1-3-4   | 1  | 0 | 2  | 0  | 1  | 14  |
| STANFORD          | *  | 24  | 5-8  | 1-2  | 0-0 | 1-2-3   | 4  | 0 | 2  | 0  | 0  | 11  |
| CALIFORNIA        | *  | 30  | 7-10 | 0-2  | 4-4 | 1-11-12 | 3  | 0 | 5  | 0  | 0  | 18  |
| at Utah           | *  | 31  | 3-7  | 0-2  | 0-1 | 3-7-10  | 4  | 1 | 2  | 1  | 1  | 6   |
| at Oregon         | *  | 21  | 3-7  | 2-3  | 0-0 | 0-2-2   | 1  | 1 | 1  | 0  | 0  | 8   |
| at Oregon State   | -  | 23  | 1-3  | 0-1  | 1-2 | 1-1-2   | 2  | 0 | 1  | 0  | 0  | 3   |
| ARIZONA           | *  | 27  | 7-9  | 4-5  | 1-2 | 2-7-9   | 3  | 1 | 2  | 0  | 0  | 19  |
| ARIZONA ST.       | *  | 36  | 4-9  | 0-1  | 2-4 | 9-5-14  | 2  | 1 | 4  | 0  | 1  | 10  |
| UTAH              | *  | 29  | 2-4  | 1-3  | 1-2 | 2-3-5   | 0  | 0 | 2  | 1  | 1  | 6   |
| at Stanford       | *  | 26  | 3-5  | 0-2  | 1-3 | 2-3-5   | 3  | 0 | 0  | 0  | 0  | 7   |
| at California     | *  | 36  | 4-14 | 3-4  | 3-6 | 3-4-7   | 2  | 0 | 0  | 1  | 0  | 14  |
| OREGON            | *  | 22  | 7-7  | 3-3  | 5-6 | 1-2-3   | 4  | 0 | 2  | 0  | 0  | 22  |
| OREGON ST.        | *  | 28  | 3-7  | 0-0  | 0-0 | 4-3-7   | 4  | 0 | 3  | 3  | 0  | 6   |
| vs. Oregon St.    | *  | 33  | 6-10 | 0-1  | 4-9 | 3-5-8   | 1  | 0 | 1  | 0  | 1  | 16  |
| vs. Arizona       | *  | 30  | 3-5  | 1-1  | 4-7 | 2-0-2   | 4  | 1 | 1  | 0  | 0  | 11  |
| vs. Illinois      | *  | 27  | 2-6  | 1-1  | 2-2 | 0-4-4   | 5  | 0 | 0  | 1  | 1  | 7   |



# XAVIER TALTON

# #3

Junior • Guard  
 6'2" • 185 • 2L  
 Sterling, Colo.  
 (Sterling HS)

| MISC.                 | '14-15 | CAREER |
|-----------------------|--------|--------|
| Double-Figure Scoring | 1      | 6      |
| 4+ Points             | 8      | 31     |
| 3+ Rebounds           | 5      | 19     |
| Led CU in Blocks      | -      | 3      |
| Led CU in Assists     | 2      | 10     |
| Led CU in Steals      | 5      | 16     |
| 2+ Assists            | 8      | 26     |
| 2+ Steals             | 3      | 9      |
| 2+ Blocks             | -      | 1      |

## SEASON/CAREER HIGHS

### Points

|        |    |   |
|--------|----|---|
| Season | 10 | Washington St. (Jan. 24)                      |
| Career | 14 | at USC (Feb. 16, 2014)<br>Utah (Feb. 1, 2014) |

### FGM

|        |   |                          |
|--------|---|--------------------------|
| Season | 4 | Washington St. (Jan. 24) |
| Career | 5 | three times              |

### FGA

|        |   |                  |
|--------|---|------------------|
| Season | 8 | Drexel (Nov. 14) |
| Career | 8 | four times       |

### Rebounds

|        |   |                        |
|--------|---|------------------------|
| Season | 5 | Auburn (Nov. 17)       |
| Career | 7 | at USC (Feb. 16, 2014) |

### O-Rebs

|        |   |                         |
|--------|---|-------------------------|
| Season | 1 | twice                   |
| Career | 3 | Harvard (Nov. 24, 2013) |

### D-Rebs

|        |   |                        |
|--------|---|------------------------|
| Season | 4 | three times            |
| Career | 6 | at USC (Feb. 16, 2014) |

### 3-Pt. FGs

|        |   |                     |
|--------|---|---------------------|
| Season | 3 | Air Force (Nov. 25) |
| Career | 4 | Utah (Feb. 1, 2014) |

### 3-Pt. FGA

|        |   |                    |
|--------|---|--------------------|
| Season | 6 | Lipscomb (Nov. 30) |
| Career | 6 | Lipscomb (Nov. 30) |

### FT

|        |   |       |
|--------|---|-------|
| Season | 3 | twice |
| Career | 4 | twice |

### FTA

|        |   |                        |
|--------|---|------------------------|
| Season | 4 | twice                  |
| Career | 7 | at USC (Feb. 16, 2014) |

### Assists

|        |   |                          |
|--------|---|--------------------------|
| Season | 6 | Washington St. (Jan. 24) |
| Career | 6 | Washington St. (Jan. 24) |

### Steals

|        |   |                     |
|--------|---|---------------------|
| Season | 3 | Air Force (Nov. 25) |
| Career | 3 | Air Force (Nov. 25) |

### Blocks

|        |   |                     |
|--------|---|---------------------|
| Season | 1 | three times         |
| Career | 2 | Utah (Feb. 1, 2014) |

### Minutes

|        |    |                  |
|--------|----|------------------|
| Season | 42 | at USC (Jan. 29) |
| Career | 42 | at USC (Jan. 29) |

## CAREER STATISTICS

| Year         | GP-GS        | Min         | FG-FGA         | Pct         | 3PT-A         | Pct         | FT-FTA       | Pct         | O         | D          | Reb        | Avg        | Ast        | To        | PF-FO        | Stl       | Blk      | Pts        | Avg        |
|--------------|--------------|-------------|----------------|-------------|---------------|-------------|--------------|-------------|-----------|------------|------------|------------|------------|-----------|--------------|-----------|----------|------------|------------|
| 2012-13      | 32- 0        | 234         | 19- 39         | .487        | 6-12          | .500        | 4- 9         | .444        | 3         | 19         | 22         | 0.7        | 15         | 16        | 17-0         | 7         | 0        | 48         | 1.5        |
| 2013-14      | 35-13        | 724         | 58-143         | .406        | 28-75         | .373        | 26-39        | .667        | 11        | 65         | 76         | 2.2        | 55         | 47        | 63-1         | 20        | 6        | 170        | 4.9        |
| 2014-15      | 24-13        | 544         | 27- 93         | .290        | 18-49         | .367        | 15-19        | .789        | 3         | 37         | 40         | 1.7        | 38         | 36        | 42-2         | 15        | 3        | 87         | 3.6        |
| <b>Total</b> | <b>91-26</b> | <b>1502</b> | <b>104-275</b> | <b>.378</b> | <b>52-136</b> | <b>.382</b> | <b>45-67</b> | <b>.672</b> | <b>17</b> | <b>121</b> | <b>138</b> | <b>1.5</b> | <b>108</b> | <b>99</b> | <b>122-3</b> | <b>42</b> | <b>9</b> | <b>305</b> | <b>3.4</b> |

24-24-24

2014-15 Game-by-Game (junior)

| Game             | GS | Min | FGs | 3FGs | FTs | O-D-R | Pf | A | To | BL | ST | Pts |
|------------------|----|-----|-----|------|-----|-------|----|---|----|----|----|-----|
| DREXEL           | *  | 28  | 3-8 | 1-2  | 1-1 | 0-4-4 | 0  | 2 | 1  | 0  | 2  | 8   |
| AUBURN           | *  | 28  | 2-4 | 1-2  | 1-2 | 0-5-5 | 2  | 4 | 2  | 1  | 1  | 6   |
| at Wyoming       | *  | 29  | 0-4 | 0-1  | 0-0 | 0-1-1 | 2  | 1 | 1  | 0  | 0  | 0   |
| AIR FORCE        | *  | 28  | 3-5 | 3-3  | 0-0 | 0-2-2 | 3  | 1 | 2  | 0  | 3  | 9   |
| LIPSCOMB         | *  | 28  | 1-6 | 1-6  | 3-4 | 0-0-0 | 2  | 2 | 1  | 1  | 0  | 6   |
| USF              | *  | 27  | 2-2 | 2-2  | 0-0 | 0-0-0 | 2  | 3 | 1  | 0  | 0  | 6   |
| at Georgia       | *  | 25  | 0-4 | 0-2  | 0-0 | 1-1-2 | 3  | 1 | 0  | 0  | 2  | 0   |
| COLORADO ST      | *  | 24  | 1-4 | 1-1  | 0-0 | 0-2-2 | 5  | 1 | 2  | 0  | 0  | 3   |
| NO. COLO.        | *  | 26  | 1-2 | 1-2  | 0-0 | 0-1-1 | 1  | 3 | 2  | 0  | 2  | 3   |
| vs. DePaul       | -  | 16  | 0-0 | 0-0  | 0-0 | 0-4-4 | 1  | 1 | 3  | 0  | 0  | 0   |
| vs. Geo. Wash.   | -  | 18  | 1-6 | 0-3  | 0-0 | 0-1-1 | 1  | 0 | 1  | 0  | 0  | 2   |
| at Hawai'i       | -  | 13  | 0-1 | 0-1  | 0-0 | 0-0-0 | 3  | 0 | 2  | 0  | 0  | 0   |
| UCLA             | -  | 20  | 0-1 | 0-0  | 0-0 | 0-1-1 | 0  | 1 | 0  | 0  | 1  | 0   |
| USC              | -  | 20  | 1-5 | 0-1  | 0-0 | 1-1-2 | 0  | 5 | 2  | 0  | 1  | 2   |
| at Utah          | -  | 16  | 1-4 | 1-3  | 0-0 | 0-1-1 | 1  | 0 | 1  | 0  | 0  | 3   |
| at Arizona       | -  | 26  | 1-6 | 0-3  | 0-0 | 0-2-2 | 1  | 0 | 1  | 0  | 1  | 2   |
| at Arizona State | -  | 21  | 1-3 | 1-2  | 2-2 | 0-1-1 | 5  | 1 | 1  | 0  | 0  | 5   |
| WASHINGTON       | -  | 17  | 0-3 | 0-2  | 0-0 | 0-0-0 | 1  | 0 | 1  | 0  | 0  | 0   |
| WASH STATE       | *  | 21  | 4-7 | 2-2  | 0-0 | 0-4-4 | 3  | 6 | 0  | 0  | 0  | 10  |
| at USC           | *  | 42  | 0-4 | 0-1  | 3-4 | 0-2-2 | 2  | 2 | 3  | 0  | 0  | 3   |
| at UCLA          | *  | 20  | 3-5 | 2-4  | 0-0 | 0-3-3 | 1  | 1 | 3  | 0  | 0  | 8   |
| UTAH             | *  | 20  | 0-4 | 0-2  | 3-4 | 0-1-1 | 0  | 0 | 2  | 0  | 0  | 3   |
| CALIFORNIA       | -  | 13  | 1-1 | 1-1  | 0-0 | 0-0-0 | 1  | 2 | 3  | 1  | 0  | 3   |
| STANFORD         | -  | 17  | 1-4 | 1-3  | 2-2 | 1-0-1 | 2  | 1 | 1  | 0  | 1  | 5   |

2013-14 Game-by-Game (sophomore)

| Game            | GS | Min | FGs | 3FGs | FTs | O-D-R | Pf | A | To | BL | ST | Pts |
|-----------------|----|-----|-----|------|-----|-------|----|---|----|----|----|-----|
| vs. Baylor      | -  | 6   | 0-1 | 0-1  | 0-0 | 0-0-0 | 2  | 0 | 1  | 0  | 0  | 0   |
| UT MARTIN       | -  | 11  | 0-2 | 0-1  | 2-2 | 0-1-1 | 3  | 1 | 1  | 0  | 1  | 2   |
| WYOMING         | -  | 16  | 0-2 | 0-1  | 1-2 | 0-1-1 | 1  | 0 | 0  | 0  | 0  | 1   |
| JACKSON ST.     | -  | 25  | 5-6 | 3-4  | 0-0 | 0-1-1 | 1  | 3 | 2  | 0  | 1  | 13  |
| ARKANSAS ST.    | -  | 16  | 2-5 | 1-3  | 0-0 | 0-1-1 | 2  | 1 | 1  | 0  | 0  | 5   |
| UCSB            | -  | 17  | 0-4 | 0-2  | 0-0 | 0-1-1 | 2  | 4 | 1  | 0  | 1  | 0   |
| HARVARD         | -  | 18  | 3-5 | 1-2  | 2-3 | 3-2-5 | 1  | 2 | 3  | 0  | 0  | 9   |
| at Air Force    | -  | 16  | 0-2 | 0-1  | 2-2 | 1-1-2 | 3  | 4 | 0  | 0  | 1  | 2   |
| at Colorado St. | -  | 18  | 2-5 | 0-1  | 0-0 | 0-1-1 | 2  | 2 | 0  | 0  | 0  | 4   |
| KANSAS          | -  | 9   | 0-3 | 0-2  | 0-0 | 0-1-1 | 0  | 0 | 0  | 0  | 0  | 0   |
| ELON            | -  | 24  | 4-5 | 1-1  | 0-0 | 2-4-6 | 3  | 2 | 1  | 1  | 2  | 9   |
| vs. Okla. State | -  | 10  | 1-3 | 0-0  | 0-0 | 0-0-0 | 1  | 0 | 1  | 0  | 0  | 2   |
| GEORGIA         | -  | 9   | 0-3 | 0-2  | 0-0 | 0-1-1 | 1  | 0 | 0  | 0  | 0  | 0   |
| OREGON ST.      | -  | 13  | 1-2 | 0-1  | 0-0 | 2-0-2 | 1  | 1 | 0  | 0  | 1  | 2   |
| OREGON          | -  | 11  | 2-2 | 0-0  | 4-6 | 0-0-0 | 4  | 0 | 1  | 0  | 0  | 8   |
| at Wash. State  | -  | 16  | 1-3 | 1-2  | 0-0 | 0-4-4 | 0  | 2 | 0  | 0  | 1  | 3   |
| at Washington   | -  | 17  | 0-5 | 0-2  | 0-0 | 0-1-1 | 0  | 1 | 4  | 0  | 2  | 0   |
| UCLA            | -  | 24  | 2-7 | 0-4  | 1-2 | 1-1-2 | 2  | 4 | 3  | 0  | 0  | 5   |
| USC             | -  | 18  | 1-3 | 0-2  | 0-0 | 0-2-2 | 2  | 3 | 0  | 0  | 1  | 2   |
| at Arizona      | -  | 16  | 1-1 | 0-0  | 2-2 | 0-0-0 | 1  | 1 | 5  | 0  | 0  | 4   |
| at Arizona St.  | -  | 16  | 0-1 | 0-1  | 0-0 | 0-2-2 | 2  | 3 | 0  | 1  | 1  | 0   |
| UTAH            | -  | 22  | 5-8 | 4-5  | 0-0 | 0-3-3 | 2  | 1 | 1  | 2  | 1  | 14  |
| WASH STATE      | *  | 14  | 1-2 | 1-2  | 0-0 | 0-0-0 | 4  | 1 | 0  | 0  | 0  | 3   |
| WASHINGTON      | *  | 29  | 3-5 | 2-2  | 1-2 | 0-3-3 | 0  | 3 | 3  | 0  | 0  | 9   |
| at UCLA         | *  | 29  | 3-6 | 3-5  | 1-2 | 0-2-2 | 1  | 0 | 4  | 0  | 2  | 10  |
| at USC          | *  | 32  | 4-5 | 2-3  | 4-7 | 1-6-7 | 3  | 3 | 0  | 0  | 0  | 14  |
| ARIZONA ST      | *  | 27  | 0-1 | 0-0  | 0-0 | 0-4-4 | 5  | 5 | 3  | 1  | 0  | 0   |
| ARIZONA         | *  | 31  | 1-3 | 0-1  | 2-3 | 0-4-4 | 0  | 1 | 1  | 1  | 0  | 4   |
| at Utah         | *  | 28  | 1-8 | 0-3  | 1-2 | 1-1-2 | 0  | 1 | 1  | 0  | 0  | 3   |
| at Stanford     | *  | 30  | 3-6 | 2-4  | 1-2 | 0-5-5 | 2  | 1 | 0  | 0  | 2  | 9   |
| at California   | *  | 30  | 2-5 | 1-2  | 0-0 | 0-2-2 | 3  | 2 | 1  | 0  | 0  | 5   |
| vs. USC         | *  | 32  | 2-4 | 0-2  | 0-0 | 0-3-3 | 2  | 0 | 2  | 0  | 1  | 4   |
| vs. California  | *  | 35  | 5-8 | 3-5  | 0-0 | 0-3-3 | 2  | 1 | 1  | 0  | 1  | 13  |
| vs. Arizona     | *  | 34  | 2-6 | 2-4  | 2-2 | 0-3-3 | 2  | 2 | 1  | 0  | 1  | 8   |
| vs. Pitt        | *  | 25  | 1-6 | 1-4  | 0-0 | 0-1-1 | 3  | 0 | 3  | 0  | 0  | 3   |

2012-13 Game-by-Game (freshman)

| Game              | GS | Min | FGs | 3FGs | FTs | O-D-R | Pf | A | To | BL | ST | Pts |
|-------------------|----|-----|-----|------|-----|-------|----|---|----|----|----|-----|
| WOFFORD           | -  | 10  | 0-3 | 0-1  | 2-3 | 0-1-1 | 2  | 0 | 0  | 0  | 1  | 2   |
| vs. Dayton        | -  | 3   | 0-0 | 0-0  | 0-0 | 0-0-0 | 0  | 0 | 1  | 0  | 0  | 0   |
| vs. Baylor        | -  | 2   | 0-0 | 0-0  | 0-0 | 0-1-1 | 0  | 0 | 0  | 0  | 0  | 0   |
| vs. Murray State  | -  | 4   | 0-0 | 0-0  | 0-0 | 0-0-0 | 0  | 0 | 0  | 0  | 0  | 0   |
| AIR FORCE         | -  | 9   | 1-3 | 0-0  | 0-0 | 0-3-3 | 0  | 0 | 0  | 0  | 0  | 2   |
| TX SOUTHERN       | -  | 8   | 1-1 | 0-0  | 0-0 | 0-1-1 | 0  | 0 | 0  | 0  | 0  | 2   |
| at Wyoming        | -  | 9   | 3-3 | 1-1  | 0-0 | 1-0-1 | 3  | 0 | 1  | 0  | 0  | 7   |
| COLORADO ST.      | -  | 5   | 0-0 | 0-0  | 0-0 | 0-0-0 | 0  | 1 | 0  | 0  | 0  | 0   |
| at Kansas         | -  | 19  | 2-4 | 0-1  | 0-0 | 1-0-1 | 2  | 3 | 1  | 0  | 2  | 4   |
| at Fresno State   | -  | 8   | 0-1 | 0-0  | 0-0 | 0-0-0 | 0  | 0 | 1  | 0  | 0  | 0   |
| N. ARIZONA        | -  | 20  | 2-4 | 2-3  | 0-0 | 1-1-2 | 2  | 2 | 2  | 0  | 0  | 6   |
| HARTFORD          | -  | 14  | 0-1 | 0-1  | 1-3 | 0-1-1 | 1  | 0 | 2  | 0  | 0  | 1   |
| at Arizona        | -  | 3   | 0-0 | 0-0  | 0-0 | 0-0-0 | 0  | 0 | 0  | 0  | 0  | 0   |
| at Arizona State  | -  | 4   | 0-0 | 0-0  | 0-0 | 0-0-0 | 2  | 0 | 1  | 0  | 0  | 0   |
| USC               | -  | 7   | 1-2 | 0-0  | 0-0 | 0-0-0 | 0  | 1 | 0  | 0  | 0  | 2   |
| at Washington     | -  | 1   | 0-0 | 0-0  | 0-0 | 0-0-0 | 0  | 0 | 1  | 0  | 0  | 0   |
| at Washington St. | -  | 2   | 0-0 | 0-0  | 0-0 | 0-0-0 | 0  | 0 | 0  | 0  | 0  | 0   |
| STANFORD          | -  | 1   | 0-0 | 0-0  | 0-0 | 0-1-1 | 0  | 0 | 0  | 0  | 0  | 0   |
| CALIFORNIA        | -  | 1   | 0-0 | 0-0  | 0-0 | 0-0-0 | 0  | 0 | 0  | 0  | 0  | 0   |
| at Utah           | -  | 8   | 1-1 | 0-0  | 0-1 | 0-0-0 | 1  | 0 | 0  | 0  | 0  | 2   |
| at Oregon         | -  | 10  | 1-1 | 0-0  | 0-0 | 0-1-1 | 0  | 2 | 0  | 0  | 0  | 2   |
| at Oregon State   | -  | 5   | 0-0 | 0-0  | 0-0 | 0-0-0 | 0  | 0 | 1  | 0  | 0  | 0   |
| ARIZONA           | -  | 7   | 2-2 | 1-1  | 1-2 | 0-0-0 | 0  | 0 | 2  | 0  | 2  | 6   |
| ARIZONA ST.       | -  | 9   | 1-1 | 1-1  | 0-0 | 0-1-1 | 0  | 1 | 0  | 0  | 1  | 3   |
| UTAH              | -  | 11  | 0-0 | 0-0  | 0-0 | 0-1-1 | 0  | 1 | 2  | 0  | 0  | 0   |
| at Stanford       | -  | 8   | 0-1 | 0-1  | 0-0 | 0-0-0 | 0  | 0 | 0  | 0  | 0  | 0   |
| at California     | -  | 3   | 0-0 | 0-0  | 0-0 | 0-0-0 | 0  | 0 | 0  | 0  | 0  | 0   |
| OREGON            | -  | 14  | 1-3 | 1-1  | 0-0 | 0-0-0 | 0  | 1 | 0  | 0  | 0  | 3   |
| OREGON ST.        | -  | 12  | 1-3 | 0-1  | 0-0 | 0-2-2 | 0  | 1 | 1  | 0  | 0  | 2   |
| vs. Oregon St.    | -  | 4   | 0-2 | 0-0  | 0-0 | 0-1-1 | 1  | 0 | 0  | 0  | 1  | 0   |
| vs. Arizona       | -  | 10  | 2-3 | 0-0  | 0-0 | 0-4-4 | 2  | 2 | 0  | 0  | 0  | 4   |
| vs. Illinois      | -  | 3   | 0-0 | 0-0  | 0-0 | 0-0-0 | 1  | 0 | 0  | 0  | 0  | 0   |



# ELI STALZER

Junior • Guard  
6'4" • 195 • 2L  
Brea, Calif.  
(Mater Dei HS)

# #5

## 2014-15 Game-by-Game (junior)

| Game           | GS | Min | FGs | 3FGs | FTs | O-D-R | Pf | A | To | BL | ST | Pts |
|----------------|----|-----|-----|------|-----|-------|----|---|----|----|----|-----|
| DREXEL         | -  | 8   | 0-2 | 0-1  | 0-0 | 0-2-2 | 0  | 0 | 3  | 0  | 0  | 0   |
| AUBURN         | -  | 4   | 1-1 | 0-0  | 0-0 | 0-0-0 | 1  | 0 | 0  | 0  | 0  | 2   |
| at Wyoming     | -  | 6   | 0-0 | 0-0  | 0-0 | 0-0-0 | 0  | 0 | 0  | 0  | 1  | 0   |
| AIR FORCE      | -  | 2   | 0-1 | 0-1  | 0-0 | 0-0-0 | 0  | 0 | 0  | 0  | 0  | 0   |
| USF            | -  | 3   | 1-1 | 0-0  | 0-1 | 1-0-1 | 1  | 0 | 0  | 0  | 0  | 2   |
| COLORADO ST    | -  | 2   | 0-0 | 0-0  | 0-0 | 0-0-0 | 0  | 0 | 0  | 0  | 0  | 0   |
| NO. COLO.      | -  | 6   | 0-0 | 0-0  | 0-0 | 0-1-1 | 0  | 0 | 0  | 0  | 0  | 0   |
| USC            | -  | 7   | 0-1 | 0-1  | 0-0 | 0-2-2 | 0  | 0 | 0  | 0  | 0  | 0   |
| at Arizona     | -  | 4   | 0-1 | 0-1  | 0-0 | 0-0-0 | 1  | 0 | 0  | 0  | 0  | 0   |
| at Arizona St. | -  | 4   | 0-2 | 0-2  | 0-0 | 0-1-1 | 0  | 0 | 1  | 1  | 0  | 0   |
| WASHINGTON     | -  | 4   | 1-3 | 1-2  | 0-0 | 0-0-0 | 1  | 0 | 0  | 0  | 0  | 3   |
| WASH STATE     | -  | 18  | 0-3 | 0-2  | 0-0 | 1-0-1 | 1  | 3 | 0  | 0  | 2  | 0   |
| at USC         | -  | 16  | 1-4 | 1-3  | 0-0 | 0-2-2 | 1  | 0 | 0  | 0  | 1  | 3   |
| at UCLA        | -  | 2   | 1-1 | 1-1  | 0-0 | 0-0-0 | 0  | 0 | 0  | 0  | 0  | 3   |
| UTAH           | -  | 11  | 0-0 | 0-0  | 0-0 | 0-0-0 | 0  | 0 | 1  | 0  | 0  | 0   |

## 2013-14 Game-by-Game (sophomore)

| Game            | GS | Min | FGs | 3FGs | FTs | O-D-R | Pf | A | To | BL | ST | Pts |
|-----------------|----|-----|-----|------|-----|-------|----|---|----|----|----|-----|
| UT MARTIN       | -  | 6   | 0-0 | 0-0  | 1-2 | 1-0-1 | 1  | 1 | 1  | 0  | 1  | 1   |
| WYOMING         | -  | 2   | 0-1 | 0-1  | 0-0 | 0-0-0 | 0  | 0 | 0  | 0  | 0  | 0   |
| JACKSON ST.     | -  | 6   | 0-2 | 0-1  | 2-2 | 0-0-0 | 0  | 0 | 0  | 0  | 0  | 2   |
| ARKANSAS ST.    | -  | 6   | 0-0 | 0-0  | 0-0 | 0-0-0 | 0  | 0 | 1  | 0  | 1  | 0   |
| at Air Force    | -  | 5   | 0-0 | 0-0  | 0-0 | 0-0-0 | 0  | 1 | 0  | 0  | 0  | 0   |
| at Colorado St. | -  | 1   | 0-0 | 0-0  | 0-0 | 0-0-0 | 0  | 0 | 0  | 0  | 0  | 0   |
| GEORGIA         | -  | 1   | 0-0 | 0-0  | 0-0 | 0-0-0 | 0  | 0 | 1  | 0  | 0  | 0   |
| OREGON          | -  | 0+  | 0-0 | 0-0  | 0-0 | 0-0-0 | 1  | 0 | 0  | 0  | 0  | 0   |
| at Washington   | -  | 10  | 1-3 | 0-1  | 0-0 | 1-1-2 | 1  | 1 | 1  | 0  | 0  | 2   |
| UCLA            | -  | 12  | 1-3 | 0-1  | 0-0 | 0-2-2 | 2  | 0 | 1  | 0  | 0  | 2   |
| USC             | -  | 20  | 1-3 | 1-1  | 1-2 | 1-5-6 | 0  | 1 | 2  | 0  | 0  | 4   |
| at Arizona      | -  | 6   | 0-0 | 0-0  | 0-0 | 0-0-0 | 4  | 0 | 0  | 0  | 0  | 0   |
| at Arizona St.  | -  | 12  | 0-1 | 0-0  | 1-3 | 1-1-2 | 1  | 0 | 1  | 0  | 0  | 1   |
| UTAH            | -  | 22  | 2-4 | 0-1  | 0-0 | 0-0-0 | 1  | 1 | 1  | 0  | 1  | 4   |
| WASH STATE      | -  | 4   | 0-0 | 0-0  | 0-0 | 0-0-0 | 1  | 0 | 0  | 0  | 0  | 0   |
| WASHINGTON      | -  | 14  | 1-2 | 1-2  | 1-2 | 0-2-2 | 2  | 0 | 0  | 0  | 1  | 4   |
| at UCLA         | -  | 6   | 1-1 | 0-0  | 0-0 | 0-1-1 | 1  | 0 | 0  | 0  | 0  | 2   |
| at USC          | -  | 15  | 0-0 | 0-0  | 0-0 | 0-0-0 | 1  | 0 | 1  | 0  | 0  | 0   |
| ARIZONA ST      | -  | 10  | 1-1 | 0-0  | 0-0 | 0-0-0 | 0  | 0 | 1  | 0  | 1  | 2   |
| ARIZONA         | -  | 11  | 1-1 | 0-0  | 2-3 | 0-1-1 | 1  | 0 | 0  | 0  | 0  | 4   |
| at Utah         | -  | 22  | 3-3 | 2-2  | 0-0 | 1-1-2 | 0  | 1 | 0  | 0  | 1  | 8   |
| at Stanford     | -  | 5   | 1-1 | 1-1  | 2-2 | 0-0-0 | 0  | 0 | 0  | 0  | 0  | 5   |
| at California   | -  | 4   | 0-0 | 0-0  | 0-0 | 0-0-0 | 0  | 0 | 0  | 0  | 0  | 0   |
| vs. USC         | -  | 4   | 0-1 | 0-1  | 0-0 | 0-1-1 | 0  | 1 | 0  | 0  | 0  | 0   |
| vs. California  | -  | 9   | 0-3 | 0-2  | 1-2 | 1-0-1 | 1  | 0 | 0  | 0  | 1  | 1   |
| vs. Arizona     | -  | 5   | 0-1 | 0-0  | 0-0 | 0-0-0 | 0  | 0 | 0  | 0  | 0  | 0   |
| vs. Pitt        | -  | 8   | 0-1 | 0-1  | 0-0 | 0-1-1 | 0  | 1 | 0  | 0  | 0  | 0   |

## 2012-13 Game-by-Game (freshman)

| Game              | GS | Min | FGs | 3FGs | FTs | O-D-R | Pf | A | To | BL | ST | Pts |
|-------------------|----|-----|-----|------|-----|-------|----|---|----|----|----|-----|
| WOFFORD           | -  | 16  | 2-2 | 1-1  | 0-0 | 0-3-3 | 0  | 1 | 1  | 0  | 0  | 5   |
| vs. Dayton        | -  | 10  | 1-2 | 1-2  | 0-0 | 0-0-0 | 1  | 0 | 0  | 0  | 0  | 3   |
| vs. Baylor        | -  | 10  | 1-1 | 1-1  | 0-0 | 0-0-0 | 1  | 0 | 0  | 0  | 0  | 3   |
| vs. Murray State  | -  | 7   | 0-0 | 0-0  | 0-0 | 0-0-0 | 0  | 0 | 2  | 0  | 0  | 0   |
| AIR FORCE         | -  | 12  | 2-3 | 2-3  | 0-0 | 0-1-1 | 1  | 0 | 1  | 0  | 0  | 6   |
| TX SOUTHERN       | -  | 12  | 0-1 | 0-1  | 0-0 | 0-0-0 | 1  | 1 | 1  | 1  | 1  | 0   |
| at Wyoming        | -  | 19  | 1-3 | 0-1  | 1-1 | 0-4-4 | 1  | 1 | 0  | 0  | 0  | 3   |
| COLORADO ST.      | -  | 10  | 0-0 | 0-0  | 0-0 | 0-1-1 | 1  | 0 | 2  | 0  | 0  | 0   |
| at Kansas         | -  | 10  | 0-2 | 0-2  | 1-2 | 0-0-0 | 1  | 0 | 1  | 0  | 0  | 1   |
| at Fresno State   | -  | 5   | 0-0 | 0-0  | 0-0 | 0-0-0 | 1  | 0 | 1  | 0  | 0  | 0   |
| N. ARIZONA        | -  | 21  | 0-3 | 0-3  | 0-0 | 1-2-3 | 5  | 3 | 1  | 0  | 0  | 0   |
| HARTFORD          | -  | 13  | 0-2 | 0-0  | 0-0 | 0-1-1 | 2  | 2 | 3  | 0  | 3  | 0   |
| at Arizona State  | -  | 3   | 0-0 | 0-0  | 0-0 | 0-0-0 | 1  | 0 | 0  | 0  | 0  | 0   |
| USC               | -  | 9   | 1-1 | 1-1  | 0-0 | 0-0-0 | 1  | 0 | 1  | 0  | 0  | 3   |
| at Washington     | -  | 7   | 1-1 | 0-0  | 1-1 | 0-1-1 | 4  | 0 | 0  | 0  | 0  | 3   |
| at Washington St. | -  | 9   | 0-0 | 0-0  | 2-2 | 0-2-2 | 0  | 0 | 1  | 0  | 0  | 2   |
| STANFORD          | -  | 4   | 0-1 | 0-0  | 1-3 | 0-0-0 | 1  | 0 | 0  | 0  | 0  | 1   |
| CALIFORNIA        | -  | 10  | 1-1 | 0-0  | 0-0 | 0-1-1 | 0  | 0 | 1  | 0  | 0  | 2   |
| at Utah           | -  | 7   | 0-0 | 0-0  | 0-0 | 0-0-0 | 0  | 1 | 1  | 0  | 0  | 0   |
| at Oregon State   | -  | 7   | 1-3 | 0-2  | 0-0 | 0-0-0 | 1  | 1 | 2  | 1  | 0  | 2   |
| UTAH              | -  | 6   | 0-2 | 0-2  | 0-0 | 0-0-0 | 0  | 0 | 0  | 0  | 1  | 0   |
| at Stanford       | -  | 2   | 0-0 | 0-0  | 0-0 | 1-0-1 | 0  | 0 | 0  | 0  | 0  | 0   |
| OREGON            | -  | 5   | 0-1 | 0-1  | 0-0 | 0-2-2 | 2  | 0 | 2  | 0  | 1  | 0   |
| OREGON ST.        | -  | 11  | 1-2 | 0-1  | 0-0 | 1-0-1 | 0  | 2 | 0  | 0  | 0  | 2   |
| vs. Arizona       | -  | 3   | 0-0 | 0-0  | 0-0 | 0-0-0 | 0  | 0 | 0  | 0  | 0  | 0   |

## CAREER STATISTICS

| Year         | GP-GS       | Min        | FG-FGA       | Pct         | 3PT-A        | Pct         | FT-FTA       | Pct         | O         | D         | Reb       | Avg        | Ast       | To        | PF-FO       | Stl       | Blk      | Pts       | Avg        |
|--------------|-------------|------------|--------------|-------------|--------------|-------------|--------------|-------------|-----------|-----------|-----------|------------|-----------|-----------|-------------|-----------|----------|-----------|------------|
| 2012-13      | 25-0        | 228        | 12-31        | .387        | 6-21         | .286        | 6-9          | .667        | 3         | 18        | 21        | 0.8        | 12        | 21        | 25-1        | 6         | 2        | 36        | 1.4        |
| 2013-14      | 27-0        | 226        | 13-32        | .406        | 5-15         | .333        | 11-18        | .611        | 6         | 16        | 22        | 0.8        | 8         | 11        | 18-0        | 7         | 0        | 42        | 1.6        |
| 2014-15      | 15-0        | 86         | 5-20         | .250        | 3-14         | .214        | 0-1          | .000        | 2         | 8         | 10        | 0.7        | 4         | 5         | 5-0         | 4         | 1        | 13        | 0.9        |
| <b>Total</b> | <b>67-0</b> | <b>540</b> | <b>30-83</b> | <b>.354</b> | <b>14-50</b> | <b>.280</b> | <b>17-28</b> | <b>.607</b> | <b>11</b> | <b>42</b> | <b>53</b> | <b>0.8</b> | <b>24</b> | <b>37</b> | <b>48-1</b> | <b>17</b> | <b>3</b> | <b>91</b> | <b>1.4</b> |

## SEASON/CAREER HIGHS

### Points

|        |   |                        |
|--------|---|------------------------|
| Season | 3 | three times            |
| Career | 8 | at Utah (Mar. 1, 2014) |

### FGM

|        |   |                        |
|--------|---|------------------------|
| Season | 1 | five times             |
| Career | 3 | at Utah (Mar. 1, 2014) |

### FGA

|        |   |                  |
|--------|---|------------------|
| Season | 4 | at USC (Jan. 29) |
| Career | 4 | twice            |

### Rebounds

|        |   |                     |
|--------|---|---------------------|
| Season | 2 | twice               |
| Career | 6 | USC (Jan. 18, 2014) |

### O-Rebs

|        |   |          |
|--------|---|----------|
| Season | 1 | twice    |
| Career | 1 | 11 times |

### D-Rebs

|        |   |                     |
|--------|---|---------------------|
| Season | 2 | twice               |
| Career | 5 | USC (Jan. 18, 2014) |

### 3-Pt. FGs

|        |   |             |
|--------|---|-------------|
| Season | 1 | three times |
| Career | 2 | twice       |

### 3-Pt. FGA

|        |   |       |
|--------|---|-------|
| Season | 2 | twice |
| Career | 3 | twice |

### FT

|        |   |            |
|--------|---|------------|
| Season | - |            |
| Career | 2 | four times |

### FTA

|        |   |             |
|--------|---|-------------|
| Season | - |             |
| Career | 3 | three times |

### Assists

|        |   |                            |
|--------|---|----------------------------|
| Season | 3 | Washington State (Jan. 24) |
| Career | 3 | twice                      |

### Steals

|        |   |                            |
|--------|---|----------------------------|
| Season | 2 | Washington State (Jan. 24) |
| Career | 3 | Hartford (Dec. 29, 2012)   |

### Blocks

|        |   |                            |
|--------|---|----------------------------|
| Season | 1 | at Arizona State (Jan. 17) |
| Career | 1 | three times                |

### Minutes

|        |    |                            |
|--------|----|----------------------------|
| Season | 18 | Washington State (Jan. 24) |
| Career | 22 | twice                      |



# TRE'SHAUN FLETCHER #10

Sophomore • Guard/Forward

6'7" • 210 • 1L

Tacoma, Wash.

(Lincoln HS)

| MISC.                 | '14-15 | CAREER |
|-----------------------|--------|--------|
| Double-Figure Scoring | 2      | 2      |
| 5+ Points             | 10     | 15     |
| Led CU in Assists     | 2      | 3      |
| Led CU in Steals      | 4      | 5      |
| Led CU in Blocks      | -      | 3      |
| 3+ Rebounds           | 8      | 12     |
| 2+ Assists            | 7      | 7      |
| 2+ Steals             | 1      | 2      |

### 2014-15 Game-by-Game (sophomore)

| Game             | GS | Min | FGs  | 3FGs | FTs | O-D-R | Pf | A | To | BL | ST | Pts |
|------------------|----|-----|------|------|-----|-------|----|---|----|----|----|-----|
| DREXEL           | *  | 20  | 2-5  | 0-1  | 1-2 | 1-2-3 | 1  | 0 | 0  | 0  | 0  | 5   |
| AUBURN           | -  | 15  | 3-5  | 1-2  | 0-0 | 0-5-5 | 2  | 0 | 2  | 0  | 0  | 7   |
| at Wyoming       | -  | 7   | 0-0  | 0-0  | 0-0 | 0-1-1 | 0  | 0 | 0  | 0  | 0  | 0   |
| AIR FORCE        | -  | 13  | 2-4  | 1-1  | 0-0 | 1-2-3 | 2  | 1 | 1  | 0  | 0  | 5   |
| LIPSCOMB         | -  | 16  | 3-3  | 1-1  | 0-0 | 0-2-2 | 2  | 2 | 1  | 0  | 1  | 7   |
| USF              | *  | 21  | 2-5  | 0-1  | 1-2 | 1-2-3 | 1  | 4 | 1  | 0  | 0  | 5   |
| at Georgia       | -  | 18  | 1-3  | 0-1  | 0-1 | 0-1-1 | 1  | 1 | 0  | 0  | 1  | 2   |
| COLORADO ST      | -  | 13  | 0-1  | 0-0  | 0-0 | 1-1-2 | 2  | 0 | 4  | 1  | 0  | 0   |
| NO. COLO.        | *  | 16  | 2-2  | 0-0  | 2-3 | 0-0-0 | 2  | 2 | 1  | 1  | 0  | 6   |
| vs. DePaul       | -  | 13  | 2-4  | 0-1  | 2-2 | 2-0-2 | 0  | 0 | 0  | 0  | 1  | 6   |
| vs. Geo. Wash.   | -  | 9   | 0-0  | 0-0  | 0-0 | 0-0-0 | 0  | 0 | 1  | 0  | 0  | 0   |
| at Hawai'i       | -  | 6   | 0-0  | 0-0  | 0-0 | 0-0-0 | 1  | 1 | 1  | 0  | 0  | 6   |
| UCLA             | -  | 15  | 0-2  | 0-0  | 0-0 | 0-4-4 | 1  | 2 | 2  | 0  | 0  | 0   |
| USC              | -  | 14  | 1-4  | 1-2  | 2-2 | 1-0-1 | 1  | 0 | 2  | 0  | 1  | 5   |
| at Utah          | -  | 24  | 2-3  | 2-2  | 1-2 | 0-3-3 | 3  | 0 | 1  | 0  | 0  | 7   |
| at Arizona       | *  | 21  | 2-5  | 1-2  | 0-3 | 0-2-2 | 2  | 0 | 2  | 0  | 0  | 5   |
| at Arizona State | *  | 21  | 3-5  | 2-3  | 2-2 | 0-3-3 | 2  | 1 | 0  | 0  | 0  | 10  |
| WASHINGTON       | *  | 33  | 3-10 | 2-5  | 1-2 | 3-3-6 | 2  | 1 | 1  | 0  | 2  | 9   |
| WASH STATE       | *  | 15  | 5-6  | 0-0  | 0-0 | 1-1-2 | 2  | 2 | 0  | 0  | 0  | 10  |
| at USC           | *  | 19  | 1-4  | 0-0  | 0-0 | 1-1-2 | 3  | 0 | 2  | 0  | 0  | 2   |
| at UCLA          | *  | 22  | 2-4  | 2-2  | 0-0 | 0-2-2 | 1  | 0 | 2  | 0  | 0  | 6   |
| UTAH             | *  | 20  | 1-7  | 0-1  | 1-1 | 1-0-1 | 0  | 0 | 0  | 0  | 1  | 3   |
| CALIFORNIA       | -  | 15  | 0-1  | 0-0  | 1-2 | 1-1-2 | 1  | 3 | 1  | 0  | 0  | 1   |
| STANFORD         | -  | 14  | 1-4  | 1-1  | 2-2 | 1-0-1 | 1  | 2 | 0  | 0  | 1  | 5   |

### 2013-14 Game-by-Game (freshman)

| Game                                  | GS           | Min | FGs | 3FGs | FTs | O-D-R | Pf | A | To | BL | ST | Pts |
|---------------------------------------|--------------|-----|-----|------|-----|-------|----|---|----|----|----|-----|
| vs. Baylor                            | -            | 15  | 1-4 | 0-2  | 0-0 | 1-1-2 | 2  | 1 | 1  | 1  | 0  | 2   |
| UT MARTIN                             | -            | 13  | 2-2 | 1-1  | 0-1 | 0-4-4 | 2  | 0 | 1  | 0  | 0  | 5   |
| WYOMING                               | -            | 2   | 0-0 | 0-0  | 0-0 | 0-0-0 | 2  | 0 | 0  | 0  | 0  | 0   |
| JACKSON ST.                           | -            | 5   | 0-0 | 0-0  | 0-0 | 0-0-0 | 4  | 0 | 1  | 0  | 0  | 0   |
| ARKANSAS ST.                          | -            | 13  | 4-6 | 1-3  | 0-2 | 1-1-2 | 0  | 0 | 0  | 0  | 0  | 9   |
| UCSB                                  | -            | 7   | 2-3 | 1-2  | 2-2 | 0-1-1 | 1  | 0 | 1  | 0  | 0  | 7   |
| HARVARD                               | -            | 16  | 2-3 | 0-1  | 0-0 | 1-0-1 | 1  | 0 | 0  | 0  | 0  | 4   |
| at Air Force                          | -            | 10  | 0-2 | 0-2  | 0-0 | 0-0-0 | 4  | 0 | 1  | 1  | 0  | 0   |
| at Colorado St.                       | -            | 7   | 1-3 | 0-0  | 0-0 | 3-2-5 | 0  | 0 | 0  | 0  | 0  | 2   |
| KANSAS                                | -            | 11  | 2-3 | 1-2  | 2-5 | 2-0-2 | 0  | 0 | 0  | 0  | 1  | 7   |
| ELON                                  | -            | 14  | 0-1 | 0-1  | 0-0 | 1-2-3 | 2  | 1 | 2  | 0  | 2  | 0   |
| vs. Okla. State                       | -            | 13  | 3-8 | 1-4  | 0-0 | 3-1-4 | 2  | 1 | 1  | 1  | 1  | 7   |
| GEORGIA                               | -            | 13  | 0-3 | 0-2  | 2-2 | 0-1-1 | 0  | 1 | 0  | 0  | 0  | 2   |
| OREGON ST.                            | did not play |     |     |      |     |       |    |   |    |    |    |     |
| OREGON                                | -            | 5   | 1-2 | 0-1  | 1-1 | 0-1-1 | 0  | 0 | 0  | 0  | 0  | 3   |
| at Wash. State                        | -            | 9   | 1-3 | 0-2  | 2-2 | 0-2-2 | 0  | 0 | 0  | 1  | 0  | 4   |
| at Washington                         | -            | 10  | 1-3 | 0-2  | 2-2 | 0-1-1 | 2  | 0 | 1  | 0  | 0  | 4   |
| injured: knee injury: missed 14 games |              |     |     |      |     |       |    |   |    |    |    |     |
| vs. USC                               | -            | 3   | 0-1 | 0-1  | 0-0 | 0-0-0 | 1  | 0 | 0  | 0  | 0  | 0   |
| vs. California                        | -            | 3   | 0-1 | 0-1  | 0-0 | 0-0-0 | 0  | 0 | 0  | 0  | 0  | 0   |
| vs. Arizona                           | -            | 12  | 0-2 | 0-0  | 0-0 | 0-0-0 | 2  | 0 | 0  | 0  | 0  | 0   |
| vs. Pitt                              | -            | 12  | 0-0 | 0-0  | 2-2 | 0-2-2 | 3  | 1 | 0  | 0  | 0  | 2   |

### SEASON/CAREER HIGHS

#### Points

|        |    |       |
|--------|----|-------|
| Season | 10 | twice |
| Career | 10 | twice |

#### FGM

|        |   |                            |
|--------|---|----------------------------|
| Season | 5 | Washington State (Jan. 24) |
| Career | 5 | Washington State (Jan. 24) |

#### FGA

|        |    |                      |
|--------|----|----------------------|
| Season | 10 | Washington (Jan. 22) |
| Career | 10 | Washington (Jan. 22) |

#### Rebounds

|        |   |                      |
|--------|---|----------------------|
| Season | 6 | Washington (Jan. 22) |
| Career | 6 | Washington (Jan. 22) |

#### O-Rebs

|        |   |                      |
|--------|---|----------------------|
| Season | 3 | Washington (Jan. 22) |
| Career | 3 | three times          |

#### D-Rebs

|        |   |                      |
|--------|---|----------------------|
| Season | 6 | Washington (Jan. 22) |
| Career | 6 | Washington (Jan. 22) |

#### 3-Pt. FGs

|        |   |             |
|--------|---|-------------|
| Season | 2 | three times |
| Career | 2 | three times |

#### 3-Pt. FGA

|        |   |                      |
|--------|---|----------------------|
| Season | 5 | Washington (Jan. 22) |
| Career | 5 | Washington (Jan. 22) |

#### FT

|        |   |            |
|--------|---|------------|
| Season | 2 | four times |
| Career | 2 | 10 times   |

#### FTA

|        |   |                             |
|--------|---|-----------------------------|
| Season | 3 | Northern Colorado (Dec. 13) |
| Career | 5 | Kansas (Dec. 7, 2013)       |

#### Assists

|        |   |                        |
|--------|---|------------------------|
| Season | 4 | San Francisco (Dec. 3) |
| Career | 4 | San Francisco (Dec. 3) |

#### Steals

|        |   |                      |
|--------|---|----------------------|
| Season | 2 | Washington (Jan. 22) |
| Career | 2 | twice                |

#### Blocks


|        |   |                          |
|--------|---|--------------------------|
| Season | 1 | Colorado State (Dec. 10) |
| Career | 1 | four times               |

#### Minutes

|        |    |                      |
|--------|----|----------------------|
| Season | 33 | Washington (Jan. 22) |
| Career | 33 | Washington (Jan. 22) |

### CAREER STATISTICS

| Year         | GP-GS        | Min        | FG-FGA        | Pct         | 3PT-A        | Pct         | FT-FTA       | Pct         | O         | D         | Reb       | Avg        | Ast       | To        | PF-FO       | Stl       | Blk      | Pts        | Avg        |
|--------------|--------------|------------|---------------|-------------|--------------|-------------|--------------|-------------|-----------|-----------|-----------|------------|-----------|-----------|-------------|-----------|----------|------------|------------|
| 2013-14      | 20-0         | 193        | 20-50         | .400        | 5-27         | .185        | 13-19        | .684        | 12        | 19        | 31        | 1.6        | 5         | 9         | 28-0        | 4         | 4        | 58         | 2.9        |
| 2014-15      | 24-10        | 409        | 38-87         | .437        | 14-26        | .538        | 16-26        | .615        | 14        | 37        | 51        | 2.1        | 22        | 25        | 33-0        | 8         | 1        | 106        | 4.4        |
| <b>Total</b> | <b>44-10</b> | <b>602</b> | <b>58-137</b> | <b>.423</b> | <b>19-53</b> | <b>.359</b> | <b>29-45</b> | <b>.644</b> | <b>26</b> | <b>55</b> | <b>82</b> | <b>1.9</b> | <b>27</b> | <b>34</b> | <b>61-0</b> | <b>12</b> | <b>5</b> | <b>164</b> | <b>3.7</b> |



# DUSTIN THOMAS #13

Sophomore • Guard/Forward

6'7" • 225 • 1L

Texarkana, Texas

(Pleasant Grove HS)

| MISC.                 | '14-15 | CAREER |
|-----------------------|--------|--------|
| Double-Figure Scoring | 1      | 2      |
| 5+ Points             | 7      | 15     |
| Led CU in Rebounding  | 1      | 1      |
| Led CU in Blocks      | 1      | 2      |
| Led CU in Assists     | 4      | 5      |
| Led CU in Steals      | 5      | 6      |
| 3+ Rebounds           | 13     | 30     |
| 2+ Assists            | 8      | 12     |
| 2+ Blocks             | 2      | 2      |

## SEASON/CAREER HIGHS

### Points

|        |    |              |
|--------|----|--------------|
| Season | 17 | USC (Jan. 4) |
| Career | 17 | USC (Jan. 4) |

### FGM

|        |   |              |
|--------|---|--------------|
| Season | 5 | USC (Jan. 4) |
| Career | 5 | twice        |

### FGA

|        |   |                             |
|--------|---|-----------------------------|
| Season | 7 | three times                 |
| Career | 8 | Jackson St. (Nov. 16, 2013) |

### Rebounds

|        |   |                  |
|--------|---|------------------|
| Season | 7 | Drexel (Nov. 14) |
| Career | 7 | Drexel (Nov. 14) |

### O-Rebs

|        |   |                                |
|--------|---|--------------------------------|
| Season | 3 | Washington (Jan. 22)           |
| Career | 5 | at Colorado St. (Dec. 3, 2013) |

### D-Rebs

|        |   |             |
|--------|---|-------------|
| Season | 5 | twice       |
| Career | 5 | three times |

### 3-Pt. FGs

|        |   |              |
|--------|---|--------------|
| Season | 3 | USC (Jan. 4) |
| Career | 3 | USC (Jan. 4) |

### 3-Pt. FGA

|        |   |              |
|--------|---|--------------|
| Season | 3 | USC (Jan. 4) |
| Career | 3 | three times  |

### FT

|        |   |                      |
|--------|---|----------------------|
| Season | 4 | USC (Jan. 4)         |
| Career | 5 | Elon (Nov. 13, 2013) |

### FTA

|        |   |                      |
|--------|---|----------------------|
| Season | 6 | Uath (Feb. 7)        |
| Career | 8 | Elon (Nov. 13, 2013) |

### Assists

|        |   |                  |
|--------|---|------------------|
| Season | 4 | Drexel (Nov. 14) |
| Career | 4 | Drexel (Nov. 14) |

### Steals

|        |   |              |
|--------|---|--------------|
| Season | 3 | USC (Jan. 4) |
| Career | 3 | USC (Jan. 4) |

### Blocks

|        |   |       |
|--------|---|-------|
| Season | 2 | twice |
| Career | 2 | twice |

### Minutes

|        |    |                            |
|--------|----|----------------------------|
| Season | 30 | at Arizona State (Jan. 17) |
| Career | 30 | at Arizona State (Jan. 17) |

## CAREER STATISTICS

| Year         | GP-GS        | Min        | FG-FGA        | Pct         | 3PT-A        | Pct         | FT-FTA       | Pct         | O         | D         | Reb        | Avg        | Ast       | To        | PF-FO        | Stl       | Blk       | Pts        | Avg        |
|--------------|--------------|------------|---------------|-------------|--------------|-------------|--------------|-------------|-----------|-----------|------------|------------|-----------|-----------|--------------|-----------|-----------|------------|------------|
| 2013-14      | 35- 6        | 527        | 46-111        | .414        | 6-33         | .182        | 29-53        | .547        | 33        | 53        | 86         | 2.5        | 19        | 49        | 83-1         | 7         | 3         | 127        | 3.6        |
| 2014-15      | 24-11        | 439        | 37- 90        | .411        | 6-17         | .353        | 27-39        | .692        | 24        | 46        | 70         | 2.9        | 27        | 30        | 58-3         | 11        | 8         | 107        | 4.5        |
| <b>Total</b> | <b>59-17</b> | <b>966</b> | <b>83-201</b> | <b>.413</b> | <b>12-50</b> | <b>.240</b> | <b>56-92</b> | <b>.609</b> | <b>57</b> | <b>99</b> | <b>156</b> | <b>2.6</b> | <b>46</b> | <b>79</b> | <b>141-4</b> | <b>18</b> | <b>11</b> | <b>234</b> | <b>4.0</b> |

## 2014-15 Game-by-Game (sophomore)

| Game             | GS | Min | FGs | 3FGs | FTs | O-D-R | Pf | A | To | BL | ST | Pts |
|------------------|----|-----|-----|------|-----|-------|----|---|----|----|----|-----|
| DREXEL           | *  | 21  | 0-1 | 0-0  | 1-2 | 2-5-7 | 4  | 4 | 2  | 0  | 1  | 1   |
| AUBURN           | -  | 11  | 1-2 | 0-1  | 3-3 | 0-1-1 | 5  | 0 | 3  | 0  | 0  | 5   |
| at Wyoming       | -  | 21  | 0-0 | 0-0  | 0-0 | 0-5-5 | 2  | 1 | 0  | 0  | 0  | 0   |
| AIR FORCE        | *  | 19  | 1-5 | 0-1  | 2-2 | 2-2-4 | 3  | 1 | 3  | 1  | 0  | 4   |
| LIPSCOMB         | -  | 12  | 0-1 | 0-1  | 0-0 | 0-3-3 | 0  | 0 | 1  | 2  | 1  | 0   |
| USF              | -  | 19  | 4-7 | 0-1  | 0-0 | 2-1-3 | 1  | 4 | 1  | 0  | 0  | 8   |
| at Georgia       | -  | 13  | 0-2 | 0-1  | 1-2 | 0-1-1 | 1  | 0 | 1  | 0  | 0  | 1   |
| COLORADO ST      | -  | 12  | 1-4 | 0-0  | 2-2 | 0-2-2 | 0  | 0 | 0  | 0  | 1  | 4   |
| NO. COLO.        | -  | 16  | 2-3 | 0-0  | 0-0 | 1-2-3 | 3  | 1 | 1  | 0  | 0  | 4   |
| vs. DePaul       | -  | 12  | 1-2 | 0-0  | 1-2 | 1-0-1 | 1  | 1 | 3  | 1  | 0  | 3   |
| vs. Geo. Wash.   | -  | 11  | 1-4 | 0-1  | 1-2 | 2-1-3 | 4  | 0 | 1  | 0  | 0  | 3   |
| at Hawai'i       | -  | 12  | 1-2 | 1-1  | 0-0 | 0-3-3 | 0  | 1 | 1  | 1  | 0  | 3   |
| UCLA             | *  | 20  | 1-5 | 0-0  | 1-2 | 0-2-2 | 3  | 1 | 3  | 0  | 0  | 3   |
| USC              | *  | 24  | 5-7 | 3-3  | 4-4 | 1-1-2 | 2  | 2 | 0  | 0  | 3  | 17  |
| at Utah          | -  | 21  | 1-4 | 0-1  | 0-0 | 0-2-2 | 2  | 2 | 1  | 0  | 0  | 2   |
| at Arizona       | *  | 27  | 2-4 | 0-0  | 0-0 | 2-3-5 | 4  | 3 | 0  | 0  | 0  | 4   |
| at Arizona State | *  | 17  | 0-1 | 0-0  | 1-2 | 1-1-2 | 5  | 3 | 3  | 1  | 0  | 1   |
| WASHINGTON       | *  | 29  | 4-6 | 0-0  | 0-0 | 3-1-4 | 2  | 2 | 2  | 0  | 2  | 8   |
| WASH STATE       | *  | 20  | 3-3 | 0-0  | 2-2 | 0-3-3 | 4  | 0 | 3  | 0  | 1  | 8   |
| at USC           | *  | 14  | 3-6 | 1-1  | 2-3 | 2-0-2 | 5  | 0 | 1  | 0  | 0  | 9   |
| at UCLA          | *  | 30  | 2-7 | 0-1  | 1-1 | 2-2-4 | 3  | 1 | 0  | 0  | 1  | 5   |
| UTAH             | *  | 23  | 0-4 | 0-1  | 3-6 | 2-1-3 | 1  | 2 | 0  | 0  | 1  | 3   |
| CALIFORNIA       | -  | 19  | 3-5 | 1-2  | 1-2 | 0-2-2 | 2  | 2 | 1  | 2  | 0  | 8   |
| STANFORD         | -  | 16  | 1-5 | 0-1  | 1-2 | 1-2-3 | 2  | 0 | 0  | 0  | 0  | 3   |

## 2013-14 Game-by-Game (freshman)

| Game            | GS | Min | FGs | 3FGs | FTs | O-D-R | Pf | A | To | BL | ST | Pts |
|-----------------|----|-----|-----|------|-----|-------|----|---|----|----|----|-----|
| vs. Baylor      | -  | 14  | 1-4 | 1-2  | 0-0 | 3-0-3 | 4  | 0 | 0  | 0  | 0  | 3   |
| UT MARTIN       | -  | 19  | 3-3 | 1-1  | 2-2 | 0-2-2 | 2  | 2 | 2  | 0  | 1  | 9   |
| WYOMING         | -  | 11  | 1-3 | 0-0  | 0-0 | 1-1-2 | 2  | 0 | 2  | 0  | 0  | 2   |
| JACKSON ST.     | -  | 17  | 5-8 | 1-2  | 2-4 | 1-3-4 | 2  | 2 | 3  | 0  | 1  | 13  |
| ARKANSAS ST.    | -  | 18  | 1-7 | 0-2  | 0-0 | 1-4-5 | 4  | 1 | 0  | 0  | 0  | 2   |
| UCSB            | -  | 13  | 1-2 | 0-1  | 2-2 | 0-2-2 | 0  | 0 | 0  | 0  | 0  | 4   |
| HARVARD         | -  | 11  | 0-2 | 0-2  | 0-0 | 0-3-3 | 2  | 0 | 1  | 0  | 0  | 0   |
| at Air Force    | -  | 13  | 2-3 | 0-0  | 3-3 | 1-2-3 | 3  | 1 | 3  | 0  | 0  | 7   |
| at Colorado St. | -  | 17  | 2-5 | 0-2  | 0-2 | 5-0-5 | 3  | 0 | 2  | 0  | 0  | 4   |
| KANSAS          | -  | 16  | 0-3 | 0-2  | 3-6 | 3-1-4 | 1  | 1 | 1  | 0  | 0  | 3   |
| ELON            | -  | 10  | 2-2 | 0-0  | 5-8 | 1-0-1 | 2  | 0 | 1  | 0  | 0  | 9   |
| vs. Okla State  | -  | 9   | 0-3 | 0-1  | 0-0 | 0-0-0 | 3  | 0 | 1  | 0  | 0  | 0   |
| GEORGIA         | -  | 10  | 1-1 | 0-0  | 2-2 | 2-2-4 | 1  | 1 | 1  | 1  | 0  | 4   |
| OREGON ST.      | -  | 11  | 0-1 | 0-0  | 0-2 | 1-1-2 | 2  | 2 | 0  | 0  | 0  | 0   |
| OREGON          | -  | 5   | 0-0 | 0-0  | 0-0 | 0-0-0 | 2  | 0 | 0  | 0  | 0  | 0   |
| at Wash State   | -  | 5   | 1-1 | 0-0  | 0-0 | 0-0-0 | 0  | 0 | 0  | 0  | 0  | 2   |
| at Washington   | -  | 14  | 0-1 | 0-0  | 0-2 | 2-1-3 | 2  | 0 | 1  | 0  | 0  | 0   |
| UCLA            | -  | 16  | 1-2 | 0-0  | 1-2 | 1-3-4 | 2  | 1 | 0  | 0  | 0  | 3   |
| USC             | -  | 18  | 3-4 | 0-1  | 1-3 | 1-1-2 | 4  | 0 | 3  | 0  | 0  | 7   |
| at Arizona      | -  | 23  | 2-4 | 0-1  | 0-0 | 0-4-4 | 2  | 0 | 0  | 0  | 0  | 4   |
| at Arizona St.  | -  | 15  | 2-2 | 0-0  | 0-0 | 1-0-1 | 3  | 0 | 0  | 0  | 1  | 4   |
| UTAH            | -  | 13  | 0-1 | 0-1  | 0-0 | 1-0-1 | 3  | 1 | 0  | 0  | 0  | 0   |
| WASH STATE      | -  | 17  | 1-2 | 1-1  | 0-0 | 1-0-1 | 1  | 0 | 2  | 0  | 1  | 3   |
| WASHINGTON      | *  | 19  | 1-4 | 1-3  | 0-0 | 1-3-4 | 5  | 0 | 2  | 0  | 0  | 3   |
| at UCLA         | *  | 27  | 1-5 | 0-1  | 2-2 | 2-2-4 | 4  | 1 | 3  | 0  | 2  | 4   |
| at USC          | *  | 21  | 1-2 | 0-0  | 1-2 | 0-3-3 | 4  | 2 | 5  | 1  | 0  | 3   |
| ARIZONA ST      | *  | 20  | 3-6 | 0-2  | 2-2 | 1-5-6 | 4  | 0 | 2  | 1  | 1  | 8   |
| ARIZONA         | *  | 18  | 3-5 | 0-0  | 1-3 | 2-1-3 | 2  | 1 | 2  | 0  | 0  | 7   |
| at Utah         | *  | 15  | 3-6 | 1-3  | 1-2 | 0-1-1 | 4  | 0 | 2  | 0  | 0  | 8   |
| at Stanford     | -  | 16  | 0-3 | 0-2  | 0-2 | 0-3-3 | 2  | 1 | 2  | 0  | 0  | 0   |
| at California   | -  | 13  | 1-5 | 0-1  | 0-0 | 0-1-1 | 2  | 0 | 1  | 0  | 0  | 2   |
| vs. USC         | -  | 14  | 1-2 | 0-1  | 0-0 | 0-1-1 | 1  | 0 | 3  | 0  | 0  | 2   |
| vs. California  | -  | 10  | 1-3 | 0-1  | 0-0 | 1-0-1 | 1  | 1 | 2  | 0  | 0  | 2   |
| vs. Arizona     | -  | 21  | 2-5 | 0-0  | 0-0 | 0-1-1 | 3  | 0 | 1  | 0  | 0  | 4   |
| vs. Pitt        | -  | 18  | 0-1 | 0-0  | 1-2 | 0-2-2 | 1  | 1 | 1  | 0  | 0  | 1   |



**TORY MILLER #14**

Freshman • Forward  
 6'9" • 240  
 Kansas City, Kan.  
 (New Hampton Prep [N.H.])

**2014-15 Game-by-Game (freshman)**

| Game           | GS            | Min | FGs  | 3FGs | FTs | O-D-R   | Pf | A | To BL | ST | Pts |  |
|----------------|---------------|-----|------|------|-----|---------|----|---|-------|----|-----|--|
| DREXEL         | -             | 11  | 2-3  | 0-0  | 0-0 | 1-2-3   | 2  | 0 | 2     | 0  | 4   |  |
| AUBURN         | -             | 6   | 2-2  | 0-0  | 0-0 | 0-1-1   | 2  | 1 | 1     | 0  | 4   |  |
| at Wyoming     | -             | 2   | 0-1  | 0-0  | 0-0 | 0-0-0   | 0  | 0 | 0     | 0  | 0   |  |
| AIR FORCE      | -             | 5   | 0-2  | 0-0  | 3-4 | 2-3-5   | 2  | 0 | 0     | 0  | 3   |  |
| LIPSCOMB       | -             | 3   | 0-0  | 0-0  | 0-0 | 0-1-1   | 0  | 0 | 1     | 0  | 0   |  |
| USF            | -             | 7   | 0-0  | 0-0  | 0-0 | 0-0-0   | 1  | 0 | 0     | 1  | 0   |  |
| at Georgia     | -             | 4   | 0-0  | 0-0  | 0-0 | 0-0-0   | 0  | 0 | 0     | 0  | 0   |  |
| COLORADO ST    | -             | 2   | 0-0  | 0-0  | 0-0 | 0-0-0   | 0  | 0 | 0     | 0  | 0   |  |
| NO. COLO.      | DNP (injured) |     |      |      |     |         |    |   |       |    |     |  |
| vs. DePaul     | -             | 5   | 0-2  | 0-0  | 0-0 | 0-1-1   | 1  | 0 | 0     | 0  | 0   |  |
| vs. Geo. Wash. | -             | 1   | 0-0  | 0-0  | 0-0 | 0-0-0   | 0  | 0 | 0     | 0  | 0   |  |
| at Hawai'i     | DNP           |     |      |      |     |         |    |   |       |    |     |  |
| UCLA           | -             | 8   | 1-1  | 0-0  | 3-3 | 0-3-3   | 3  | 1 | 1     | 0  | 5   |  |
| USC            | -             | 12  | 3-4  | 0-0  | 0-0 | 1-3-4   | 1  | 0 | 0     | 2  | 6   |  |
| at Utah        | -             | 6   | 0-0  | 0-0  | 1-2 | 0-1-1   | 1  | 0 | 3     | 0  | 1   |  |
| at Arizona     | -             | 14  | 0-0  | 0-0  | 2-2 | 0-0-0   | 3  | 0 | 1     | 0  | 2   |  |
| at Arizona St. | -             | 11  | 1-2  | 0-0  | 1-2 | 2-3-5   | 1  | 0 | 0     | 0  | 3   |  |
| WASHINGTON     | -             | 11  | 0-3  | 0-0  | 2-2 | 1-1-2   | 1  | 0 | 1     | 0  | 2   |  |
| WASH STATE     | -             | 21  | 4-10 | 0-0  | 2-2 | 1-6-7   | 2  | 0 | 1     | 1  | 10  |  |
| at USC         | -             | 29  | 3-3  | 0-0  | 5-5 | 3-10-13 | 3  | 0 | 2     | 0  | 11  |  |
| at UCLA        | -             | 12  | 2-3  | 0-0  | 2-3 | 3-1-4   | 1  | 0 | 3     | 0  | 6   |  |
| UTAH           | *             | 13  | 2-4  | 0-0  | 1-3 | 0-0-0   | 3  | 1 | 0     | 0  | 5   |  |
| CALIFORNIA     | -             | 7   | 2-3  | 0-0  | 0-0 | 0-2-2   | 2  | 0 | 0     | 0  | 4   |  |
| STANFORD       | -             | 4   | 1-1  | 0-0  | 0-0 | 0-1-1   | 0  | 0 | 0     | 0  | 2   |  |

**2013-14 season:** Averaged nine points a game for the season at New Hampton Prep (N.H.) • Scored 14 points in the NEPSAC AAA championship game, which New Hampton Prep lost to Brewster, 68-63 • Led New Hampton with 21 points and 12 rebounds in the semifinals against St. Thomas More • Also had a double-double with 12 points and 10 rebounds in the quarterfinals • Helped New Hampshire finished with a 22-8 record.

**Vital stats/storylines:** Averaged 12.3 points, 6.0 rebounds and shot 58.7 percent from the field last year in his junior season at New Hampton • A three-star prospect whose rating could rise after his senior season • Miller is from the Kansas City area and played on the same AAU team (Kansas City Run GMC) as fellow CU signee Collier • Took official visits to Arizona State, Marquette and Iowa, but committed to CU over Marquette on Oct. 19 • Eric Bossi, Rivals.com's national basketball recruiting analyst, said Miller "can be a rugged rebounder and explosive finisher around the rim capable of playing through contact. (He) can also step out and make 12-to-15 foot jumpers with pretty good regularity . . . and he's physically ready to play in the Pac-12."

**CU scouting report:** Big, wide-bodied player who is physically ready to compete at the next level • Roster is well-stocked with runners, jumpers and finesse-type players – and Miller also can play with finesse, but he's best as an enforcer type • Good hands, long arms make him a capable shot blocker; plays bigger than 6-8 • What makes him special is his big body, his ability to use to his advantage on defense and his ability to lower his center of gravity, making him difficult to move.

**Boyle's take:** "Tory gives us a wide presence that we haven't had since I've been here. He's a skilled player and very competitive. With his body type and strength, he can finish down low with contact. He doesn't look like he would be a good jumper, but he is. Plus, he's 19 years old now and will bring an age and maturity level to us that's a little further along than you'd find in a typical freshman. He's got all the physical tools necessary to be a very good Pac-12 player and he understands what it means to be successful."



**DOMINIQUE COLLIER #15**

Freshman • Guard  
 6'2" • 170  
 Denver, Colo.  
 (Denver East HS)

**2014-15 Game-by-Game (freshman)**

| Game           | GS                        | Min | FGs | 3FGs | FTs | O-D-R | Pf | A | To BL | ST | Pts |  |
|----------------|---------------------------|-----|-----|------|-----|-------|----|---|-------|----|-----|--|
| DREXEL         | DNP                       |     |     |      |     |       |    |   |       |    |     |  |
| AUBURN         | DNP                       |     |     |      |     |       |    |   |       |    |     |  |
| at Wyoming     | -                         | 16  | 2-4 | 2-3  | 0-1 | 1-1-2 | 2  | 0 | 1     | 0  | 6   |  |
| AIR FORCE      | -                         | 23  | 1-2 | 1-2  | 0-0 | 0-4-4 | 2  | 6 | 0     | 0  | 3   |  |
| LIPSCOMB       | -                         | 17  | 1-3 | 1-3  | 0-2 | 0-2-2 | 2  | 2 | 3     | 0  | 3   |  |
| USF            | -                         | 20  | 2-6 | 2-6  | 0-0 | 0-1-1 | 1  | 1 | 1     | 0  | 6   |  |
| at Georgia     | -                         | 15  | 1-3 | 0-1  | 0-0 | 0-0-0 | 4  | 0 | 3     | 0  | 2   |  |
| COLORADO ST    | DNP (sprained left wrist) |     |     |      |     |       |    |   |       |    |     |  |
| NO. COLO.      | DNP (sprained left wrist) |     |     |      |     |       |    |   |       |    |     |  |
| vs. DePaul     | -                         | 12  | 0-4 | 0-2  | 0-0 | 0-3-3 | 1  | 0 | 0     | 0  | 0   |  |
| vs. Geo. Wash. | -                         | 12  | 1-3 | 0-1  | 0-0 | 0-0-0 | 1  | 1 | 2     | 0  | 2   |  |
| at Hawai'i     | -                         | 17  | 0-3 | 0-3  | 1-4 | 0-2-2 | 3  | 3 | 1     | 0  | 1   |  |
| UCLA           | -                         | 10  | 0-2 | 0-2  | 2-2 | 0-0-0 | 1  | 1 | 0     | 0  | 2   |  |
| USC            | -                         | 18  | 3-5 | 0-1  | 0-1 | 0-1-1 | 2  | 1 | 1     | 0  | 6   |  |
| at Utah        | -                         | 23  | 2-6 | 0-0  | 1-4 | 0-2-2 | 4  | 0 | 1     | 1  | 5   |  |
| at Arizona     | -                         | 18  | 0-5 | 0-1  | 0-1 | 0-1-1 | 1  | 0 | 1     | 0  | 0   |  |
| at Arizona St. | -                         | 17  | 1-2 | 0-0  | 0-0 | 1-2-3 | 2  | 0 | 1     | 0  | 2   |  |
| WASHINGTON     | -                         | 14  | 1-3 | 0-2  | 0-0 | 0-2-2 | 1  | 0 | 2     | 0  | 2   |  |
| WASH STATE     | -                         | 17  | 4-7 | 0-2  | 0-0 | 0-0-2 | 2  | 1 | 0     | 0  | 8   |  |
| at USC         | -                         | 40  | 1-3 | 0-1  | 5-8 | 1-3-4 | 4  | 1 | 1     | 0  | 7   |  |
| at UCLA        | -                         | 14  | 2-5 | 1-2  | 0-0 | 0-0-0 | 4  | 0 | 1     | 0  | 5   |  |
| UTAH           | -                         | 22  | 3-6 | 0-1  | 5-7 | 0-4-4 | 3  | 1 | 2     | 0  | 11  |  |
| CALIFORNIA     | *                         | 16  | 1-3 | 0-1  | 0-0 | 1-1-2 | 1  | 0 | 0     | 1  | 2   |  |
| STANFORD       | *                         | 14  | 2-4 | 1-2  | 0-0 | 0-0-0 | 1  | 1 | 0     | 0  | 5   |  |

**2013-14 season:** Averaged 23.4 points, 4.3 rebounds, 3.7 assists, 3.5 steals and 0.7 blocks per game as a senior • Shot 57 percent from the field, 80 percent from the free-throw line and 37 percent from three-point range • Helped lead Denver East to a 24-4 record and a 5A state championship at the Coors Events Center • Named Mr. Colorado Basketball by The Denver Post for the second consecutive year • Three-time member of The Denver Post All-Colorado teams • Max Preps All-American honorable mention • Denver East went 90-17 in four-years with Collier on the court • Named MVP of The Show All-Star Game at the Pepsi Center (April 2014) scoring 17 points with six rebounds and six assists, leading the Gold Team to an 83-79 win over the Blue Team.

**Vital stats/storylines:** Averaged 20.1 points, 3.6 assists, 5.0 rebounds, 3.5 steals and 1.3 blocks per game as a junior; East went 25-3, lost to Eaglecrest in the 5A state championship game at the Coors Events Center • Four-star prospect, currently ranked No. 94 nationally • Collier was named Colorado Mr. Basketball and Gatorade Player of the Year after junior season • Top western schools – including Pac-12 members Arizona, Arizona State and UCLA – took an intense in Collier during his sophomore and early in his junior seasons. But as the recruiting process lengthened it became apparent that he had targeted CU • Iowa and Kansas State also joined the pursuit • Collier verbally committed to the Buffs on May 7.

**CU scouting report:** A pass-first, very unselfish type of point guard who already has international basketball experience (USA Basketball, three-on-three competition in Indonesia with FIBA's USA team) gained through summer travels • Can get wherever he wants to on the court with his tremendous first step and ball-handling skills • A very good on-ball defender with great anticipation.

**Boyle's take:** "He's got a good basketball body, but he's a little slight right now and knows he going to spend some time in the weight room. I love that he can get wherever he wants to go on the court. Plus, he's got lots of experience – more than the typical incoming freshman. I expect him to have an impact right away. In fact, I'm counting on it."



# JARON HOPKINS #23

Sophomore • Guard  
 6'6" • 200 • 1L  
 Mesa, Ariz.  
 (Dobson HS) [Chandler, Ariz.]

| MISC.                 | '14-15 | CAREER |
|-----------------------|--------|--------|
| Double-Figure Scoring | 6      | 12     |
| 20+ Rebounds          | 1      | 1      |
| 10+ Rebounds          | -      | 1      |
| Led CU in Scoring     | 2      | 3      |
| Led CU in Rebounds    | -      | 1      |
| Led CU in Assists     | 3      | 7      |
| Led CU in Steals      | 8      | 20     |
| 4+ Rebounds           | 9      | 17     |
| 2+ Assists            | 8      | 19     |
| 2+ Steals             | 5      | 12     |

## SEASON/CAREER HIGHS

### Points

|        |    |                            |
|--------|----|----------------------------|
| Season | 20 | at Arizona State (Jan. 17) |
| Career | 20 | at Arizona State (Jan. 17) |

### FGM

|        |   |                            |
|--------|---|----------------------------|
| Season | 7 | at Arizona State (Jan. 17) |
| Career | 7 | at Arizona State (Jan. 17) |

### FGA

|        |    |       |
|--------|----|-------|
| Season | 11 | twice |
| Career | 11 | twice |

### Rebounds

|        |    |                            |
|--------|----|----------------------------|
| Season | 7  | at Arizona State (Jan. 17) |
| Career | 10 | Washington (Feb. 9, 2014)  |

### O-Rebs

|        |   |                      |
|--------|---|----------------------|
| Season | 2 | California (Feb. 12) |
| Career | 2 | seven times          |

### D-Rebs

|        |   |                           |
|--------|---|---------------------------|
| Season | 7 | California (Feb. 12)      |
| Career | 9 | Washington (Feb. 9, 2014) |

### 3-Pt. FGs

|        |   |            |
|--------|---|------------|
| Season | 3 | twice      |
| Career | 3 | four times |

### 3-Pt. FGA

|        |   |                            |
|--------|---|----------------------------|
| Season | 4 | at Arizona State (Jan. 17) |
| Career | 5 | twice                      |

### FT

|        |   |                                |
|--------|---|--------------------------------|
| Season | 3 | twice                          |
| Career | 5 | Arkansas State (Nov. 18, 2013) |

### FTA

|        |   |                            |
|--------|---|----------------------------|
| Season | 7 | at Arizona State (Jan. 17) |
| Career | 7 | at Arizona State (Jan. 17) |

### Assists

|        |   |       |
|--------|---|-------|
| Season | 5 | twice |
| Career | 5 | twice |

### Steals

|        |   |       |
|--------|---|-------|
| Season | 4 | twice |
| Career | 4 | twice |

### Blocks

|        |   |             |
|--------|---|-------------|
| Season | 1 | four times  |
| Career | 1 | seven times |

### Minutes

|        |    |                            |
|--------|----|----------------------------|
| Season | 35 | at Arizona State (Jan. 17) |
| Career | 35 | at Arizona State (Jan. 17) |

## 2014-15 Game-by-Game (sophomore)

| Game             | GS | Min                    | FGs  | 3FGs | FTs | O-D-R  | Pf | A | To | BL | ST | Pts |
|------------------|----|------------------------|------|------|-----|--------|----|---|----|----|----|-----|
| DREXEL           | *  | 20                     | 1-1  | 0-0  | 0-2 | 1-1-2  | 3  | 1 | 1  | 0  | 1  | 2   |
| AUBURN           | -  | 24                     | 2-4  | 1-3  | 2-2 | 0-2-2  | 1  | 2 | 2  | 0  | 1  | 7   |
| at Wyoming       | -  | 20                     | 1-5  | 0-3  | 0-0 | 0-1-1  | 3  | 1 | 2  | 0  | 0  | 2   |
| AIR FORCE        | *  | 22                     | 3-5  | 1-2  | 0-1 | 0-3-3  | 1  | 1 | 2  | 1  | 0  | 7   |
| LIPSCOMB         | -  | 16                     | 2-3  | 0-0  | 1-4 | 0-0-0  | 1  | 0 | 0  | 0  | 1  | 5   |
| USF              | -  | 18                     | 2-6  | 0-0  | 2-2 | 0-3-3  | 1  | 1 | 2  | 0  | 2  | 6   |
| at Georgia       | -  | did not play (injured) |      |      |     |        |    |   |    |    |    |     |
| COLORADO ST      | -  | 18                     | 2-4  | 1-1  | 1-2 | 0-2-2  | 5  | 0 | 2  | 0  | 0  | 6   |
| NO. COLO.        | -  | 26                     | 4-7  | 2-3  | 0-0 | 0-5-5  | 3  | 5 | 3  | 1  | 1  | 10  |
| vs. DePaul       | *  | 21                     | 4-6  | 0-1  | 2-4 | 0-1-1  | 4  | 3 | 2  | 0  | 2  | 10  |
| vs. Geo. Wash.   | *  | 28                     | 3-7  | 1-3  | 0-0 | 1-1-2  | 4  | 1 | 3  | 0  | 3  | 7   |
| at Hawai'i       | *  | 23                     | 0-1  | 0-1  | 0-0 | 1-5-6  | 1  | 2 | 2  | 0  | 0  | 0   |
| UCLA             | *  | 25                     | 3-6  | 0-1  | 3-4 | 1-2-3  | 4  | 3 | 2  | 0  | 4  | 9   |
| USC              | *  | 28                     | 3-6  | 0-0  | 1-2 | 1-4-5  | 3  | 3 | 2  | 0  | 1  | 7   |
| at Utah          | *  | 24                     | 5-7  | 0-0  | 2-3 | 0-2-2  | 3  | 0 | 2  | 0  | 1  | 12  |
| at Arizona       | *  | 33                     | 4-9  | 0-2  | 0-0 | 0-2-2  | 2  | 1 | 0  | 1  | 1  | 8   |
| at Arizona State | *  | 35                     | 7-11 | 3-4  | 3-7 | 1-6-7  | 3  | 5 | 2  | 0  | 4  | 20  |
| WASHINGTON       | *  | 32                     | 4-11 | 1-2  | 2-2 | 1-4-5  | 2  | 1 | 2  | 1  | 1  | 11  |
| WASH STATE       | *  | 25                     | 4-5  | 3-3  | 2-2 | 1-5-6  | 2  | 4 | 3  | 0  | 0  | 13  |
| at USC           | -  | did not play (injured) |      |      |     |        |    |   |    |    |    |     |
| at UCLA          | -  | 16                     | 0-3  | 0-2  | 0-0 | 1-0-1  | 0  | 0 | 1  | 0  | 0  | 5   |
| UTAH             | *  | 28                     | 2-6  | 0-1  | 2-4 | 0-4-4  | 2  | 0 | 0  | 0  | 0  | 6   |
| CALIFORNIA       | -  | 19                     | 1-3  | 0-0  | 1-2 | 2-7-9  | 2  | 1 | 3  | 0  | 0  | 3   |
| STANFORD         | *  | 23                     | 2-6  | 0-2  | 1-2 | 4-6-10 | 0  | 0 | 0  | 0  | 1  | 5   |

## 2013-14 Game-by-Game (freshman)

| Game            | GS | Min | FGs | 3FGs | FTs | O-D-R  | Pf | A | To | BL | ST | Pts |
|-----------------|----|-----|-----|------|-----|--------|----|---|----|----|----|-----|
| vs. Baylor      | -  | 12  | 1-3 | 0-0  | 0-0 | 1-0-1  | 0  | 0 | 1  | 0  | 1  | 2   |
| UT MARTIN       | -  | 18  | 4-7 | 0-2  | 1-2 | 1-3-4  | 2  | 3 | 2  | 0  | 2  | 9   |
| WYOMING         | -  | 10  | 0-1 | 0-0  | 0-1 | 0-1-1  | 3  | 1 | 1  | 0  | 0  | 0   |
| JACKSON ST.     | *  | 19  | 4-6 | 1-2  | 3-6 | 0-3-3  | 1  | 2 | 0  | 0  | 0  | 12  |
| ARKANSAS ST.    | *  | 19  | 2-6 | 1-4  | 5-6 | 2-4-6  | 0  | 2 | 1  | 0  | 0  | 10  |
| UCSB            | -  | 19  | 2-7 | 0-1  | 0-1 | 1-1-2  | 2  | 1 | 2  | 0  | 0  | 4   |
| HARVARD         | -  | 11  | 0-1 | 0-0  | 0-0 | 1-1-2  | 1  | 0 | 1  | 1  | 1  | 0   |
| at Air Force    | -  | 16  | 3-6 | 3-5  | 0-0 | 0-0-0  | 2  | 2 | 0  | 0  | 0  | 9   |
| at Colorado St. | -  | 16  | 4-5 | 2-2  | 0-0 | 0-4-4  | 4  | 0 | 1  | 0  | 2  | 10  |
| KANSAS          | *  | 27  | 1-4 | 1-3  | 0-0 | 0-4-4  | 4  | 3 | 2  | 0  | 1  | 3   |
| ELON            | *  | 18  | 0-2 | 0-1  | 0-4 | 0-2-2  | 3  | 0 | 1  | 0  | 0  | 0   |
| vs. Okla. State | -  | 14  | 1-3 | 0-1  | 0-1 | 2-1-3  | 5  | 0 | 0  | 0  | 0  | 2   |
| GEORGIA         | -  | 18  | 2-7 | 1-3  | 0-0 | 2-1-3  | 3  | 0 | 0  | 0  | 1  | 5   |
| OREGON ST.      | -  | 21  | 5-8 | 2-4  | 1-2 | 1-0-1  | 2  | 0 | 2  | 0  | 0  | 13  |
| OREGON          | -  | 17  | 2-3 | 1-2  | 0-0 | 0-1-1  | 3  | 1 | 0  | 0  | 1  | 5   |
| at Wash. State  | -  | 15  | 0-1 | 0-1  | 0-2 | 0-2-2  | 3  | 0 | 0  | 0  | 0  | 0   |
| at Washington   | -  | 20  | 3-8 | 0-2  | 1-2 | 1-0-1  | 1  | 1 | 1  | 1  | 1  | 7   |
| UCLA            | *  | 25  | 1-6 | 0-3  | 0-0 | 0-2-2  | 3  | 2 | 5  | 0  | 2  | 2   |
| USC             | *  | 20  | 3-7 | 0-3  | 4-4 | 0-3-3  | 1  | 0 | 0  | 0  | 2  | 10  |
| at Arizona      | *  | 22  | 1-5 | 0-2  | 0-0 | 1-1-2  | 1  | 1 | 1  | 0  | 0  | 2   |
| at Arizona St.  | *  | 24  | 1-6 | 0-2  | 2-3 | 0-1-1  | 5  | 0 | 5  | 0  | 2  | 4   |
| UTAH            | *  | 5   | 0-1 | 0-1  | 0-0 | 1-0-1  | 2  | 0 | 3  | 0  | 0  | 0   |
| WASH ST.        | -  | 20  | 1-4 | 1-3  | 2-2 | 2-2-4  | 0  | 2 | 2  | 0  | 2  | 5   |
| WASHINGTON      | -  | 29  | 2-5 | 0-0  | 1-3 | 1-9-10 | 4  | 1 | 1  | 0  | 0  | 5   |
| at UCLA         | -  | 21  | 4-7 | 0-1  | 0-0 | 0-0-0  | 2  | 2 | 0  | 0  | 0  | 8   |
| at USC          | -  | 23  | 3-8 | 2-5  | 2-3 | 0-1-1  | 2  | 4 | 1  | 0  | 3  | 10  |
| ARIZONA ST      | -  | 19  | 1-4 | 1-2  | 0-0 | 2-3-5  | 2  | 1 | 1  | 0  | 1  | 3   |
| ARIZONA         | -  | 21  | 1-5 | 1-2  | 1-2 | 0-0-0  | 1  | 0 | 0  | 0  | 0  | 4   |
| at Utah         | -  | 19  | 3-6 | 3-4  | 0-0 | 1-1-2  | 2  | 0 | 1  | 0  | 1  | 9   |
| at Stanford     | -  | 14  | 1-3 | 1-2  | 0-0 | 0-1-1  | 2  | 0 | 0  | 0  | 0  | 3   |
| at California   | -  | 19  | 2-5 | 1-4  | 0-2 | 1-2-3  | 2  | 2 | 2  | 1  | 1  | 5   |
| vs. USC         | -  | 14  | 0-1 | 0-1  | 0-0 | 0-5-5  | 3  | 1 | 0  | 0  | 1  | 0   |
| vs. California  | -  | 14  | 1-2 | 0-1  | 1-2 | 0-3-3  | 4  | 3 | 1  | 0  | 1  | 3   |
| vs. Arizona     | -  | 19  | 1-2 | 0-0  | 0-2 | 2-1-3  | 2  | 1 | 0  | 0  | 0  | 2   |
| vs. Pitt        | -  | 20  | 0-2 | 0-2  | 2-2 | 0-1-1  | 0  | 0 | 0  | 0  | 1  | 2   |

## CAREER STATISTICS

| Year         | GP-GS        | Min         | FG-FGA         | Pct         | 3PT-A         | Pct         | FT-FTA       | Pct         | O         | D          | Reb        | Avg        | Ast       | To        | PF-FO        | Stl       | Blk      | Pts        | Avg        |
|--------------|--------------|-------------|----------------|-------------|---------------|-------------|--------------|-------------|-----------|------------|------------|------------|-----------|-----------|--------------|-----------|----------|------------|------------|
| 2013-14      | 35-9         | 638         | 60-157         | .382        | 22-71         | .310        | 26-52        | .500        | 23        | 64         | 87         | 2.5        | 36        | 38        | 77-2         | 27        | 3        | 168        | 4.8        |
| 2014-15      | 22-14        | 524         | 59-122         | .484        | 13-34         | .382        | 25-45        | .556        | 13        | 64         | 77         | 3.5        | 34        | 38        | 50-1         | 24        | 4        | 156        | 7.1        |
| <b>Total</b> | <b>57-23</b> | <b>1162</b> | <b>119-279</b> | <b>.427</b> | <b>35-105</b> | <b>.333</b> | <b>51-97</b> | <b>.526</b> | <b>36</b> | <b>128</b> | <b>164</b> | <b>2.9</b> | <b>70</b> | <b>76</b> | <b>127-3</b> | <b>51</b> | <b>7</b> | <b>324</b> | <b>5.7</b> |



## JOSH SCOTT #40

Junior • Forward  
6'10" • 245 • 2L  
Monument, Colo.  
(Lewis-Palmer HS)

| MISC.                 | '14-15 | CAREER |
|-----------------------|--------|--------|
| Double-Figure Scoring | 9      | 56     |
| 20+ Points            | 4      | 12     |
| 15+ Points            | 6      | 31     |
| 10+ Rebounds          | 4      | 22     |
| Double-Doubles        | 3      | 18     |
| Led CU in Scoring     | 6      | 26     |
| Led CU in Rebounds    | 7      | 35     |
| Led CU in Blocks      | 9      | 33     |
| Led CU in Assists     | -      | 1      |
| Led CU in Steals      | 4      | 17     |
| 5+ Rebounds           | 13     | 61     |
| 2+ Blocks             | 8      | 23     |
| 2+ Steals             | 1      | 9      |
| 2+ Assists            | 4      | 16     |

### SEASON/CAREER HIGHS

#### Points

|        |    |                    |
|--------|----|--------------------|
| Season | 29 | Lipscomb (Nov. 30) |
| Career | 29 | Lipscomb (Nov. 30) |

#### FGM

|        |    |                    |
|--------|----|--------------------|
| Season | 10 | Lipscomb (Nov. 30) |
| Career | 10 | Lipscomb (Nov. 30) |

#### FGA

|        |    |                          |
|--------|----|--------------------------|
| Season | 13 | twice                    |
| Career | 15 | at Kansas (Dec. 8, 2012) |

#### Rebounds

|        |    |                              |
|--------|----|------------------------------|
| Season | 13 | Lipscomb (Nov. 30)           |
| Career | 14 | vs. Illinois (Mar. 22, 2013) |

#### O-Rebs

|        |   |                          |
|--------|---|--------------------------|
| Season | 6 | Lipscomb (Nov. 30)       |
| Career | 7 | Hartford (Dec. 29, 2012) |

#### D-Rebs

|        |    |                      |
|--------|----|----------------------|
| Season | 9  | Drexel (Nov. 14)     |
| Career | 11 | Elon (Dec. 13, 2013) |

#### 3-Pt FGs

|        |   |  |
|--------|---|--|
| Season | 1 | Drexel (Nov. 14)                                   |
| Career | 1 | Drexel (Nov. 14)<br>Northern Ariz. (Nov. 21, 2012) |

#### 3-Pt FGA

|        |   |             |
|--------|---|-------------|
| Season | 1 | three times |
| Career | 1 | six times   |

#### FT

|        |    |             |
|--------|----|-------------|
| Season | 9  | four times  |
| Career | 10 | three times |

#### FTA

|        |    |                                  |
|--------|----|----------------------------------|
| Season | 12 | at Hawai'i (Dec. 25)             |
| Career | 13 | vs. Oklahoma St. (Dec. 21, 2013) |

#### Assists

|        |   |                    |
|--------|---|--------------------|
| Season | 5 | Lipscomb (Nov. 30) |
| Career | 5 | Lipscomb (Nov. 30) |

#### Steals

|        |   |                                  |
|--------|---|----------------------------------|
| Season | 2 | DePaul (Dec. 22)                 |
| Career | 4 | UC Santa Barbara (Nov. 21, 2013) |

#### Blocks

|        |   |             |
|--------|---|-------------|
| Season | 4 | twice       |
| Career | 4 | three times |

#### Minutes

|        |    |                                  |
|--------|----|----------------------------------|
| Season | 35 | three times                      |
| Career | 41 | at Washington St. (Jan. 8, 2014) |

### CAREER STATISTICS

| Year         | GP-GS        | Min         | FG-FGA         | Pct         | 3PT-A      | Pct         | FT-FTA         | Pct         | O          | D          | Reb        | Avg        | Ast       | To        | PF-FO        | Stl       | Blk       | Pts         | Avg         |
|--------------|--------------|-------------|----------------|-------------|------------|-------------|----------------|-------------|------------|------------|------------|------------|-----------|-----------|--------------|-----------|-----------|-------------|-------------|
| 2012-13      | 31-30        | 873         | 124-255        | .486        | 1-1        | 1.000       | 68- 91         | .747        | 87         | 91         | 178        | 5.7        | 19        | 36        | 68-2         | 14        | 24        | 317         | 10.2        |
| 2013-14      | 35-34        | 1107        | 159-311        | .511        | 0-2        | .000        | 175-216        | .810        | 102        | 193        | 295        | 8.4        | 22        | 51        | 63-0         | 28        | 40        | 493         | 14.1        |
| 2014-15      | 16-15        | 490         | 67-134         | .500        | 1-3        | .333        | 79- 99         | .798        | 44         | 75         | 119        | 7.4        | 17        | 9         | 24-0         | 9         | 32        | 214         | 13.4        |
| <b>Total</b> | <b>82-79</b> | <b>2470</b> | <b>350-700</b> | <b>.500</b> | <b>2-6</b> | <b>.333</b> | <b>326-410</b> | <b>.795</b> | <b>233</b> | <b>359</b> | <b>592</b> | <b>7.2</b> | <b>58</b> | <b>96</b> | <b>155-2</b> | <b>51</b> | <b>96</b> | <b>1024</b> | <b>12.5</b> |

2014-15 Game-by-Game (junior)

| Game           | GS                       | Min | FGs   | 3FGs | FTs  | O-D-R  | Pf | A | To | BL | ST | Pts |
|----------------|--------------------------|-----|-------|------|------|--------|----|---|----|----|----|-----|
| DREXEL         | *                        | 29  | 8-11  | 1-1  | 4-5  | 2-9-11 | 0  | 0 | 1  | 3  | 0  | 21  |
| AUBURN         | *                        | 30  | 4-6   | 0-0  | 9-10 | 2-7-9  | 2  | 3 | 0  | 3  | 1  | 17  |
| at Wyoming     | *                        | 31  | 3-7   | 0-0  | 0-0  | 4-3-7  | 0  | 0 | 0  | 0  | 0  | 6   |
| AIR FORCE      | *                        | 29  | 3-5   | 0-1  | 7-8  | 1-2-3  | 2  | 0 | 2  | 1  | 0  | 13  |
| LIPSCOMB       | *                        | 30  | 10-12 | 0-0  | 9-10 | 6-7-13 | 2  | 5 | 2  | 3  | 0  | 29  |
| USF            | *                        | 31  | 3-6   | 0-0  | 6-6  | 2-4-6  | 1  | 2 | 0  | 1  | 1  | 12  |
| at Georgia     | *                        | 35  | 6-13  | 0-0  | 6-7  | 5-6-11 | 1  | 1 | 1  | 3  | 1  | 18  |
| COLORADO ST    | *                        | 35  | 0-7   | 0-0  | 2-2  | 2-6-8  | 2  | 2 | 0  | 0  | 1  | 2   |
| NO. COLO.      | *                        | 30  | 6-10  | 0-0  | 9-9  | 4-4-8  | 1  | 2 | 1  | 4  | 0  | 21  |
| vs. DePaul     | *                        | 33  | 2-6   | 0-0  | 1-4  | 2-1-3  | 1  | 0 | 0  | 2  | 1  | 5   |
| vs. Geo. Wash. | *                        | 35  | 3-5   | 0-0  | 4-8  | 2-6-8  | 2  | 0 | 0  | 1  | 0  | 10  |
| at Hawai'i     | *                        | 35  | 7-11  | 0-0  | 9-12 | 1-4-5  | 1  | 0 | 0  | 3  | 0  | 23  |
| UCLA           | did not play (injured)   |     |       |      |      |        |    |   |    |    |    |     |
| USC            | did not play (injured)   |     |       |      |      |        |    |   |    |    |    |     |
| at Utah        | *                        | 28  | 0-3   | 0-0  | 3-4  | 0-2-2  | 2  | 0 | 1  | 2  | 1  | 3   |
| at Arizona     | did not play (injured)   |     |       |      |      |        |    |   |    |    |    |     |
| at Arizona St. | did not play (injured)   |     |       |      |      |        |    |   |    |    |    |     |
| WASHINGTON     | did not play (injured)   |     |       |      |      |        |    |   |    |    |    |     |
| WASHINGTON ST  | did not play (injured)   |     |       |      |      |        |    |   |    |    |    |     |
| at USC         | did not travel (injured) |     |       |      |      |        |    |   |    |    |    |     |
| at UCLA        | did not travel (injured) |     |       |      |      |        |    |   |    |    |    |     |
| UTAH           | -                        | 23  | 4-9   | 0-0  | 2-4  | 3-4-7  | 2  | 1 | 0  | 1  | 0  | 10  |
| CALIFORNIA     | *                        | 29  | 5-13  | 0-1  | 7-8  | 4-4-8  | 1  | 1 | 0  | 4  | 1  | 17  |
| STANFORD       | *                        | 27  | 3-10  | 0-0  | 1-2  | 4-6-10 | 4  | 0 | 1  | 1  | 0  | 7   |

2013-14 Game-by-Game (sophomore)

| Game             | GS | Min | FGs  | 3FGs | FTs   | O-D-R   | Pf | A | To | BL | ST | Pts |
|------------------|----|-----|------|------|-------|---------|----|---|----|----|----|-----|
| vs. Baylor       | *  | 32  | 4-10 | 0-0  | 7-8   | 5-6-11  | 2  | 0 | 2  | 1  | 1  | 15  |
| UT MARTIN        | *  | 24  | 5-8  | 0-0  | 5-6   | 2-6-8   | 0  | 1 | 2  | 1  | 0  | 15  |
| WYOMING          | *  | 31  | 5-7  | 0-0  | 2-2   | 4-5-9   | 2  | 0 | 1  | 0  | 0  | 12  |
| JACKSON ST.      | *  | 24  | 2-5  | 0-0  | 7-9   | 2-5-7   | 1  | 0 | 2  | 0  | 0  | 11  |
| ARKANSAS ST.     | *  | 26  | 7-8  | 0-0  | 6-6   | 3-2-5   | 1  | 0 | 1  | 1  | 1  | 20  |
| UCSB             | *  | 27  | 1-5  | 0-0  | 1-3   | 4-3-7   | 1  | 1 | 1  | 0  | 4  | 3   |
| HARVARD          | *  | 24  | 3-5  | 0-0  | 6-8   | 3-8-11  | 3  | 2 | 1  | 2  | 0  | 12  |
| at Air Force     | *  | 25  | 5-10 | 0-0  | 6-6   | 5-8-13  | 2  | 2 | 0  | 0  | 1  | 16  |
| at Colorado St.  | *  | 32  | 2-4  | 0-0  | 2-3   | 1-6-7   | 4  | 0 | 1  | 3  | 2  | 6   |
| KANSAS           | *  | 28  | 6-9  | 0-0  | 2-2   | 2-2-4   | 2  | 2 | 0  | 0  | 0  | 14  |
| ELON             | *  | 33  | 3-9  | 0-0  | 6-8   | 2-11-13 | 2  | 0 | 0  | 1  | 0  | 12  |
| vs. Okla. State  | *  | 35  | 5-8  | 0-0  | 10-13 | 5-7-12  | 3  | 2 | 1  | 0  | 3  | 20  |
| GEORGIA          | *  | 30  | 3-5  | 0-0  | 8-8   | 5-8-13  | 4  | 1 | 2  | 1  | 1  | 14  |
| OREGON ST.       | *  | 37  | 5-11 | 0-0  | 3-6   | 3-7-10  | 1  | 0 | 2  | 3  | 1  | 13  |
| OREGON           | *  | 33  | 5-8  | 0-0  | 5-6   | 3-9-12  | 0  | 1 | 1  | 4  | 0  | 15  |
| at Wash. State   | *  | 41  | 8-12 | 0-0  | 3-4   | 3-6-9   | 2  | 0 | 1  | 1  | 0  | 19  |
| at Washington    | *  | 27  | 4-9  | 0-0  | 7-7   | 3-3-6   | 3  | 0 | 2  | 0  | 0  | 15  |
| UCLA             | *  | 33  | 7-12 | 0-0  | 5-6   | 1-8-9   | 1  | 0 | 0  | 3  | 0  | 19  |
| USC              | *  | 24  | 8-13 | 0-0  | 4-4   | 2-5-7   | 1  | 0 | 0  | 2  | 1  | 20  |
| at Arizona       | *  | 35  | 5-11 | 0-0  | 5-5   | 3-8-11  | 2  | 0 | 3  | 0  | 1  | 15  |
| at Arizona State | *  | 30  | 5-12 | 0-0  | 1-4   | 2-5-7   | 2  | 0 | 0  | 1  | 1  | 11  |
| UTAH             | *  | 40  | 6-11 | 0-0  | 8-8   | 5-5-10  | 2  | 0 | 2  | 3  | 1  | 20  |
| WASH STATE       | *  | 32  | 0-3  | 0-0  | 1-2   | 0-1-1   | 1  | 0 | 1  | 0  | 0  | 1   |
| WASHINGTON       | *  | 28  | 8-11 | 0-0  | 5-9   | 3-5-8   | 2  | 3 | 0  | 3  | 2  | 21  |
| at UCLA          | *  | 37  | 8-12 | 0-0  | 4-5   | 2-3-5   | 1  | 2 | 3  | 1  | 1  | 20  |
| at USC           | *  | 33  | 7-13 | 0-0  | 3-4   | 3-5-8   | 4  | 1 | 1  | 3  | 1  | 17  |
| ARIZONA ST       | *  | 35  | 4-9  | 0-0  | 5-6   | 5-8-13  | 0  | 0 | 4  | 2  | 1  | 13  |
| ARIZONA          | -  | 33  | 4-11 | 0-0  | 10-10 | 4-4-8   | 1  | 0 | 1  | 0  | 1  | 18  |
| at Utah          | *  | 35  | 4-7  | 0-0  | 9-9   | 2-5-7   | 3  | 2 | 1  | 0  | 1  | 17  |
| at Stanford      | *  | 33  | 4-6  | 0-0  | 9-11  | 4-7-11  | 4  | 0 | 2  | 0  | 0  | 17  |
| at California    | *  | 40  | 3-9  | 0-1  | 4-6   | 4-6-10  | 0  | 0 | 2  | 2  | 0  | 10  |
| vs. USC          | *  | 33  | 4-14 | 0-0  | 5-8   | 4-5-9   | 3  | 1 | 3  | 0  | 0  | 13  |
| vs. California   | *  | 32  | 3-8  | 0-1  | 5-7   | 1-5-6   | 1  | 1 | 3  | 1  | 1  | 11  |
| vs. Arizona      | *  | 34  | 2-9  | 0-0  | 0-0   | 1-1-2   | 0  | 0 | 3  | 1  | 1  | 4   |
| vs. Pitt         | *  | 31  | 4-7  | 0-0  | 6-7   | 1-5-6   | 2  | 0 | 2  | 0  | 1  | 14  |

2012-13 Game-by-Game (freshman)

| Game               | GS                     | Min | FGs  | 3FGs | FTs   | O-D-R  | Pf | A | To | BL | ST | Pts |
|--------------------|------------------------|-----|------|------|-------|--------|----|---|----|----|----|-----|
| WOFFORD            | *                      | 26  | 2-4  | 0-0  | 10-11 | 4-2-6  | 3  | 1 | 2  | 1  | 0  | 14  |
| vs. Dayton         | *                      | 31  | 5-10 | 0-0  | 3-3   | 4-1-5  | 1  | 0 | 3  | 1  | 0  | 13  |
| vs. Baylor         | *                      | 20  | 4-7  | 0-0  | 1-2   | 1-2-3  | 4  | 0 | 1  | 0  | 0  | 9   |
| vs. Murray State   | *                      | 31  | 5-8  | 0-0  | 3-4   | 1-5-6  | 3  | 0 | 2  | 0  | 0  | 13  |
| AIR FORCE          | *                      | 31  | 6-12 | 0-0  | 8-10  | 4-3-7  | 1  | 1 | 0  | 1  | 1  | 20  |
| TX SOUTHERN        | *                      | 40  | 6-13 | 0-0  | 6-10  | 3-9-12 | 3  | 1 | 0  | 1  | 1  | 18  |
| at Wyoming         | *                      | 20  | 1-5  | 0-0  | 3-4   | 3-0-3  | 5  | 0 | 1  | 0  | 0  | 5   |
| COLORADO ST.       | *                      | 27  | 2-8  | 0-0  | 0-0   | 2-1-3  | 4  | 0 | 1  | 1  | 1  | 4   |
| at Kansas          | *                      | 34  | 9-15 | 0-0  | 1-1   | 2-2-4  | 2  | 0 | 3  | 1  | 2  | 19  |
| at Fresno State    | *                      | 32  | 4-12 | 0-0  | 3-5   | 3-5-8  | 2  | 0 | 1  | 1  | 0  | 11  |
| N. ARIZONA         | *                      | 23  | 5-7  | 1-1  | 0-0   | 1-3-4  | 1  | 3 | 2  | 2  | 0  | 11  |
| HARTFORD           | *                      | 23  | 9-12 | 0-0  | 3-5   | 7-3-10 | 1  | 0 | 1  | 1  | 1  | 21  |
| at Arizona         | *                      | 35  | 6-8  | 0-0  | 3-4   | 2-3-5  | 4  | 2 | 0  | 1  | 0  | 15  |
| at Arizona State   | *                      | 32  | 5-11 | 0-0  | 0-0   | 5-3-8  | 2  | 1 | 0  | 0  | 0  | 10  |
| USC                | *                      | 27  | 6-7  | 0-0  | 2-4   | 1-3-4  | 2  | 2 | 2  | 0  | 2  | 14  |
| UCLA               | *                      | 33  | 6-11 | 0-0  | 6-6   | 6-3-9  | 1  | 0 | 2  | 0  | 0  | 18  |
| at Washington      | *                      | 32  | 4-10 | 0-0  | 0-1   | 2-0-2  | 0  | 0 | 2  | 0  | 0  | 8   |
| at Washington St.* | *                      | 29  | 3-7  | 0-0  | 5-6   | 3-1-4  | 4  | 0 | 1  | 0  | 0  | 11  |
| STANFORD           | *                      | 34  | 6-13 | 0-0  | 0-0   | 4-1-5  | 1  | 1 | 1  | 1  | 0  | 12  |
| CALIFORNIA         | *                      | 25  | 2-5  | 0-0  | 1-1   | 1-2-3  | 2  | 2 | 1  | 0  | 1  | 5   |
| at Utah            | *                      | 22  | 2-7  | 0-0  | 1-2   | 2-1-3  | 2  | 0 | 2  | 1  | 0  | 5   |
| at Oregon          | *                      | 32  | 3-7  | 0-0  | 1-2   | 1-1-2  | 1  | 0 | 2  | 0  | 2  | 7   |
| at Oregon State    | *                      | 32  | 7-10 | 0-0  | 3-4   | 3-1-4  | 1  | 0 | 0  | 2  | 0  | 17  |
| ARIZONA            | *                      | 31  | 3-4  | 0-0  | 0-0   | 1-4-5  | 3  | 1 | 1  | 1  | 2  | 6   |
| ARIZONA ST.        | *                      | 15  | 0-5  | 0-0  | 0-0   | 0-1-1  | 3  | 2 | 0  | 0  | 0  | 0   |
| UTAH               | did not play (injured) |     |      |      |       |        |    |   |    |    |    |     |
| at Stanford        | did not play (injured) |     |      |      |       |        |    |   |    |    |    |     |
| at California      | *                      | 29  | 2-10 | 0-0  | 0-0   | 6-5-11 | 0  | 0 | 0  | 0  | 0  | 4   |
| OREGON             | *                      | 24  | 1-4  | 0-0  | 2-2   | 1-7-8  | 3  | 1 | 2  | 1  | 0  | 4   |
| OREGON ST.         | -                      | 24  | 2-6  | 0-0  | 2-2   | 2-4-6  | 1  | 1 | 0  | 1  | 0  | 6   |
| vs. Oregon St.     | *                      | 24  | 3-7  | 0-0  | 1-2   | 5-5-10 | 5  | 0 | 1  | 2  | 0  | 7   |
| vs. Arizona        | *                      | 22  | 1-1  | 0-0  | 0-0   | 1-2-3  | 3  | 0 | 1  | 1  | 0  | 2   |
| vs. Illinois       | *                      | 33  | 4-9  | 0-0  | 0-0   | 6-8-14 | 0  | 0 | 1  | 3  | 1  | 8   |

**2014-15 Colorado Basketball**  
**Colo Combined Team Statistics (as of Feb 15, 2015)**  
**Conference games**

| <b>RECORD:</b> | <b>OVERALL</b> | <b>HOME</b> | <b>AWAY</b> | <b>NEUTRAL</b> |
|----------------|----------------|-------------|-------------|----------------|
| ALL GAMES      | 5-7            | 4-3         | 1-4         | 0-0            |
| CONFERENCE     | 5-7            | 4-3         | 1-4         | 0-0            |
| NON-CONFERENCE | 0-0            | 0-0         | 0-0         | 0-0            |

| #              | Player              | gp-gs | min  | avg  | Total   |      | 3-Point |      | F-Throw |      | Rebounds |     |     |      | pf  | dq | a   | to  | blk | stl | pts | avg  |  |  |
|----------------|---------------------|-------|------|------|---------|------|---------|------|---------|------|----------|-----|-----|------|-----|----|-----|-----|-----|-----|-----|------|--|--|
|                |                     |       |      |      | fg-fga  | fg%  | 3fg-fga | 3fg% | ft-fa   | ft%  | off      | def | tot | avg  |     |    |     |     |     |     |     |      |  |  |
| 00             | Booker, Askia       | 11-10 | 367  | 33.4 | 73-174  | .420 | 28-72   | .389 | 40-48   | .833 | 3        | 29  | 32  | 2.9  | 20  | 0  | 38  | 26  | 2   | 17  | 214 | 19.5 |  |  |
| 40             | Scott, Josh         | 4-3   | 107  | 26.8 | 12-35   | .343 | 0-1     | .000 | 13-18   | .722 | 11       | 16  | 27  | 6.8  | 9   | 0  | 2   | 2   | 8   | 2   | 37  | 9.3  |  |  |
| 23             | Hopkins, Jaron      | 11-9  | 288  | 26.2 | 35-73   | .479 | 7-17    | .412 | 17-28   | .607 | 10       | 40  | 50  | 4.5  | 23  | 0  | 18  | 17  | 2   | 13  | 94  | 8.5  |  |  |
| 02             | Johnson, Xavier     | 8-4   | 187  | 23.4 | 25-64   | .391 | 5-16    | .313 | 12-23   | .522 | 14       | 33  | 47  | 5.9  | 17  | 1  | 2   | 14  | 2   | 5   | 67  | 8.4  |  |  |
| 01             | Gordon, Wesley      | 12-11 | 322  | 26.8 | 28-62   | .452 | 3-8     | .375 | 26-37   | .703 | 37       | 72  | 109 | 9.1  | 27  | 2  | 20  | 21  | 24  | 5   | 85  | 7.1  |  |  |
| 13             | Thomas, Dustin      | 12-9  | 260  | 21.7 | 25-57   | .439 | 5-10    | .500 | 16-24   | .667 | 14       | 20  | 34  | 2.8  | 35  | 2  | 18  | 14  | 3   | 8   | 71  | 5.9  |  |  |
| 10             | Fletcher, Tre'Shaun | 12-7  | 242  | 20.2 | 21-55   | .382 | 11-18   | .611 | 10-16   | .625 | 8        | 21  | 29  | 2.4  | 20  | 0  | 11  | 13  | 0   | 5   | 63  | 5.3  |  |  |
| 14             | Miller, Tory        | 12-1  | 148  | 12.3 | 19-34   | .559 | 0-0     | .000 | 19-25   | .760 | 11       | 29  | 40  | 3.3  | 21  | 0  | 2   | 12  | 3   | 2   | 57  | 4.8  |  |  |
| 15             | Collier, Dominique  | 12-2  | 223  | 18.6 | 20-51   | .392 | 2-14    | .143 | 13-23   | .565 | 3        | 18  | 21  | 1.8  | 26  | 0  | 6   | 10  | 2   | 10  | 55  | 4.6  |  |  |
| 03             | Talton, Xavier      | 12-4  | 254  | 21.2 | 13-47   | .277 | 8-24    | .333 | 10-12   | .833 | 2        | 16  | 18  | 1.5  | 17  | 1  | 19  | 18  | 1   | 5   | 44  | 3.7  |  |  |
| 05             | Stalzer, Eli        | 8-0   | 66   | 8.3  | 3-15    | .200 | 3-12    | .250 | 0-0     | .000 | 1        | 5   | 6   | 0.8  | 4   | 0  | 3   | 2   | 1   | 3   | 9   | 1.1  |  |  |
| 35             | Bates, Geoff        | 2-0   | 2    | 1.0  | 0-0     | .000 | 0-0     | .000 | 0-0     | .000 | 0        | 0   | 0   | 0.0  | 1   | 0  | 0   | 0   | 0   | 0   | 0   | 0.0  |  |  |
| 22             | Brady, Brett        | 3-0   | 7    | 2.3  | 0-0     | .000 | 0-0     | .000 | 0-0     | .000 | 0        | 0   | 0   | 0.0  | 1   | 0  | 0   | 0   | 0   | 0   | 0   | 0.0  |  |  |
| 33             | Repine, Josh        | 2-0   | 2    | 1.0  | 0-0     | .000 | 0-0     | .000 | 0-0     | .000 | 0        | 0   | 0   | 0.0  | 0   | 0  | 0   | 0   | 0   | 0   | 0   | 0.0  |  |  |
| Team           |                     |       |      |      |         |      |         |      |         |      | 20       | 9   | 29  |      |     |    |     |     |     |     |     |      |  |  |
| Total.....     |                     | 12    | 2475 |      | 274-667 | .411 | 72-192  | .375 | 176-254 | .693 | 134      | 308 | 442 | 36.8 | 221 | 6  | 139 | 156 | 48  | 75  | 796 | 66.3 |  |  |
| Opponents..... |                     | 12    | 2475 |      | 291-691 | .421 | 86-243  | .354 | 154-220 | .700 | 128      | 303 | 431 | 35.9 | 227 | 4  | 160 | 140 | 47  | 80  | 822 | 68.5 |  |  |

| <b>TEAM STATISTICS</b> | <b>COLO</b> | <b>OPP</b> | <b>Date</b>   | <b>Opponent</b>  | <b>Score</b> | <b>Att.</b> |
|------------------------|-------------|------------|---|------------------|--------------|-------------|
| SCORING                | 796         | 822        | * 01/02/15  | UCLA             | w 62-56      | 10191       |
| Points per game        | 66.3        | 68.5       | * 01/04/15  | USC              | w 86-65      | 9866        |
| Scoring margin         | -2.2        | -          | * 01/07/15  | at Utah          | L 49-74      | 13876       |
| FIELD GOALS-ATT        | 274-667     | 291-691    | * 01/15/15  | at Arizona       | L 54-68      | 14655       |
| Field goal pct         | .411        | .421       | * 01/17/15  | at Arizona State | L 72-78      | 7651        |
| 3 POINT FG-ATT         | 72-192      | 86-243     | * 01/22/15  | WASHINGTON       | L 50-52      | 9653        |
| 3-point FG pct         | .375        | .354       | * 01/24/15  | WASHINGTON STATE | w 90-58      | 9571        |
| 3-pt FG made per game  | 6.0         | 7.2        | * 01/29/15  | at USC           | Wo3 98-94    | 3588        |
| FREE THROWS-ATT        | 176-254     | 154-220    | * 01/31/15  | at UCLA          | L 59-72      | 9057        |
| Free throw pct         | .693        | .700       | * 02/07/15  | UTAH             | L 51-79      | 9907        |
| F-Throws made per game | 14.7        | 12.8       | * 02/12/15  | CAL              | L 61-68      | 9017        |
| REBOUNDS               | 442         | 431        | * 02/15/15  | STANFORD         | w 64-58      | 9138        |
| Rebounds per game      | 36.8        | 35.9       |   |                  |              |             |
| Rebounding margin      | +0.9        | -          |   |                  |              |             |
| ASSISTS                | 139         | 160        | * = Pac-12 Conference                                 |                  |              |             |
| Assists per game       | 11.6        | 13.3       | ^ = Hawaiian Airlines Diamond Head Classic (Honolulu) |                  |              |             |
| TURNOVERS              | 156         | 140        |   |                  |              |             |
| Turnovers per game     | 13.0        | 11.7       |   |                  |              |             |
| Turnover margin        | -1.3        | -          |   |                  |              |             |
| Assist/turnover ratio  | 0.9         | 1.1        |   |                  |              |             |
| STEALS                 | 75          | 80         |   |                  |              |             |
| Steals per game        | 6.3         | 6.7        |   |                  |              |             |
| BLOCKS                 | 48          | 47         |   |                  |              |             |
| Blocks per game        | 4.0         | 3.9        |   |                  |              |             |
| ATTENDANCE             | 67343       | 48827      |   |                  |              |             |
| Home games-Avg/Game    | 7-9620      | 5-9765     |   |                  |              |             |
| Neutral site-Avg/Game  | -           | 0-0        |   |                  |              |             |

| <b>Score by Periods</b> | <b>1st</b> | <b>2nd</b> | <b>OT</b> | <b>OT2</b> | <b>OT3</b> | <b>Totals</b> |
|-------------------------|------------|------------|-----------|------------|------------|---------------|
| Colo                    | 355        | 409        | 7         | 10         | 15         | 796           |
| Opponents               | 350        | 444        | 7         | 10         | 11         | 822           |

**2014-15 Colorado Basketball**  
**Colo Combined Team Statistics (as of Feb 15, 2015)**  
**last 5 games**

| <b>RECORD:</b> | <b>OVERALL</b> | <b>HOME</b> | <b>AWAY</b> | <b>NEUTRAL</b> |
|----------------|----------------|-------------|-------------|----------------|
| ALL GAMES      | 2-3            | 1-2         | 1-1         | 0-0            |
| CONFERENCE     | 2-3            | 1-2         | 1-1         | 0-0            |
| NON-CONFERENCE | 0-0            | 0-0         | 0-0         | 0-0            |

| ##             | Player              | gp-gs | min  | avg  | Total   |      | 3-Point |      | F-Throw |      | Rebounds |     |     |      | pf  | dq | a  | to | blk | stl | pts | avg  |
|----------------|---------------------|-------|------|------|---------|------|---------|------|---------|------|----------|-----|-----|------|-----|----|----|----|-----|-----|-----|------|
|                |                     |       |      |      | fg-fga  | fg%  | 3fg-fga | 3fg% | ft-fta  | ft%  | off      | def | tot | avg  |     |    |    |    |     |     |     |      |
| 00             | Booker, Askia       | 4-4   | 155  | 38.8 | 28-68   | .412 | 8-26    | .308 | 23-27   | .852 | 1        | 7   | 8   | 2.0  | 8   | 0  | 14 | 10 | 0   | 7   | 87  | 21.8 |
| 40             | Scott, Josh         | 3-2   | 79   | 26.3 | 12-32   | .375 | 0-1     | .000 | 10-14   | .714 | 11       | 14  | 25  | 8.3  | 7   | 0  | 2  | 1  | 6   | 1   | 34  | 11.3 |
| 02             | Johnson, Xavier     | 5-1   | 122  | 24.4 | 13-43   | .302 | 3-12    | .250 | 7-15    | .467 | 11       | 24  | 35  | 7.0  | 14  | 1  | 1  | 9  | 2   | 2   | 36  | 7.2  |
| 01             | Gordon, Wesley      | 5-4   | 128  | 25.6 | 9-25    | .360 | 0-4     | .000 | 13-19   | .684 | 15       | 20  | 35  | 7.0  | 15  | 1  | 5  | 8  | 8   | 3   | 31  | 6.2  |
| 15             | Collier, Dominique  | 5-2   | 106  | 21.2 | 9-21    | .429 | 2-7     | .286 | 10-15   | .667 | 2        | 8   | 10  | 2.0  | 13  | 0  | 3  | 4  | 1   | 6   | 30  | 6.0  |
| 13             | Thomas, Dustin      | 5-3   | 102  | 20.4 | 9-27    | .333 | 2-6     | .333 | 8-14    | .571 | 7        | 7   | 14  | 2.8  | 13  | 1  | 5  | 2  | 2   | 2   | 28  | 5.6  |
| 14             | Miller, Tory        | 5-1   | 65   | 13.0 | 10-14   | .714 | 0-0     | .000 | 8-12    | .667 | 6        | 12  | 18  | 3.6  | 9   | 0  | 1  | 5  | 0   | 1   | 28  | 5.6  |
| 03             | Talton, Xavier      | 5-3   | 113  | 22.6 | 5-18    | .278 | 4-11    | .364 | 8-10    | .800 | 1        | 6   | 7   | 1.4  | 6   | 0  | 6  | 12 | 1   | 2   | 22  | 4.4  |
| 23             | Hopkins, Jaron      | 4-2   | 86   | 21.5 | 5-18    | .278 | 0-5     | .000 | 4-8     | .500 | 5        | 15  | 20  | 5.0  | 4   | 0  | 1  | 4  | 0   | 1   | 14  | 3.5  |
| 10             | Fletcher, Tre'Shaun | 5-3   | 90   | 18.0 | 5-20    | .250 | 3-4     | .750 | 4-5     | .800 | 3        | 5   | 8   | 1.6  | 7   | 0  | 5  | 5  | 0   | 2   | 17  | 3.4  |
| 05             | Stalzer, Eli        | 3-0   | 29   | 9.7  | 2-5     | .400 | 2-4     | .500 | 0-0     | .000 | 0        | 2   | 2   | 0.7  | 1   | 0  | 0  | 1  | 0   | 1   | 6   | 2.0  |
| Team           |                     |       |      |      |         |      |         |      |         |      | 10       | 3   | 13  |      |     |    | 3  |    |     |     |     |      |
| Total.....     |                     | 5     | 1075 |      | 107-291 | .368 | 24-80   | .300 | 95-139  | .683 | 72       | 123 | 195 | 39.0 | 97  | 3  | 43 | 64 | 20  | 28  | 333 | 66.6 |
| Opponents..... |                     | 5     | 1075 |      | 124-282 | .440 | 41-101  | .406 | 82-113  | .726 | 47       | 139 | 186 | 37.2 | 111 | 4  | 65 | 59 | 19  | 34  | 371 | 74.2 |

| <b>TEAM STATISTICS</b> | <b>COLO</b> | <b>OPP</b> | <b>Date</b>   | <b>Opponent</b> | <b>Score</b> | <b>Att.</b> |
|------------------------|-------------|------------|---|-----------------|--------------|-------------|
| SCORING                | 333         | 371        | * 01/29/15  | at USC          | Wo3 98-94    | 3588        |
| Points per game        | 66.6        | 74.2       | * 01/31/15  | at UCLA         | L 59-72      | 9057        |
| Scoring margin         | -7.6        | -          | * 02/07/15  | UTAH            | L 51-79      | 9907        |
| FIELD GOALS-ATT        | 107-291     | 124-282    | * 02/12/15  | CAL             | L 61-68      | 9017        |
| Field goal pct         | .368        | .440       | * 02/15/15  | STANFORD        | w 64-58      | 9138        |
| 3 POINT FG-ATT         | 24-80       | 41-101     | * = Pac-12 Conference                                 |                 |              |             |
| 3-point FG pct         | .300        | .406       | ^ = Hawaiian Airlines Diamond Head Classic (Honolulu) |                 |              |             |
| 3-pt FG made per game  | 4.8         | 8.2        |   |                 |              |             |
| FREE THROWS-ATT        | 95-139      | 82-113     |   |                 |              |             |
| Free throw pct         | .683        | .726       |   |                 |              |             |
| F-Throws made per game | 19.0        | 16.4       |   |                 |              |             |
| REBOUNDS               | 195         | 186        |   |                 |              |             |
| Rebounds per game      | 39.0        | 37.2       |   |                 |              |             |
| Rebounding margin      | +1.8        | -          |   |                 |              |             |
| ASSISTS                | 43          | 65         |   |                 |              |             |
| Assists per game       | 8.6         | 13.0       |   |                 |              |             |
| TURNOVERS              | 64          | 59         |   |                 |              |             |
| Turnovers per game     | 12.8        | 11.8       |   |                 |              |             |
| Turnover margin        | -1.0        | -          |   |                 |              |             |
| Assist/turnover ratio  | 0.7         | 1.1        |   |                 |              |             |
| STEALS                 | 28          | 34         |   |                 |              |             |
| Steals per game        | 5.6         | 6.8        |   |                 |              |             |
| BLOCKS                 | 20          | 19         |   |                 |              |             |
| Blocks per game        | 4.0         | 3.8        |   |                 |              |             |
| ATTENDANCE             | 28062       | 12645      |   |                 |              |             |
| Home games-Avg/Game    | 3-9354      | 2-6322     |   |                 |              |             |
| Neutral site-Avg/Game  | -           | 0-0        |   |                 |              |             |

| <b>Score by Periods</b> | <b>1st</b> | <b>2nd</b> | <b>OT</b> | <b>OT2</b> | <b>OT3</b> | <b>Totals</b> |
|-------------------------|------------|------------|-----------|------------|------------|---------------|
| Colo                    | 139        | 162        | 7         | 10         | 15         | 333           |
| Opponents               | 151        | 192        | 7         | 10         | 11         | 371           |

**2014-15 Colorado Basketball**  
**Colo Points-Rebounds-Assists (as of Feb 15, 2015)**  
**All games**

| Opponent             | Date     | Score | 00         | 01         | 02         | 03         | 05         | 10         | 13         |        |
|----------------------|----------|-------|------------|------------|------------|------------|------------|------------|------------|--------|
|                      |          |       | BOOKER,ASK | GORDON,WES | JOHNSON,XA | TALTON,XAV | STALZER,EL | FLETCHER,T | THOMAS,DUS |        |
| DREXEL               | 11/14/14 | 65-48 | w          | 7-5-3      | 9-4-0      | 8-1-0      | 8-4-2      | 0-2-0      | 5-3-0      | 1-7-4  |
| AUBURN               | 11/17/14 | 90-59 | w          | 9-4-2      | 16-12-1    | 17-5-2     | 6-5-4      | 2-0-0      | 7-5-0      | 5-1-0  |
| at Wyoming           | 11/22/14 | 33-56 | L          | 8-1-0      | 2-5-1      | 9-2-2      | 0-1-1      | 0-0-0      | 0-1-0      | 0-5-1  |
| AIR FORCE            | 11/25/14 | 68-53 | w          | 5-1-2      | 4-3-0      | 15-9-1     | 9-2-1      | 0-0-0      | 5-3-1      | 4-4-1  |
| LIPSCOMB             | 11/30/14 | 84-75 | w          | 18-4-7     | 6-9-1      | 10-5-1     | 6-0-2      | DNP        | 7-2-2      | 0-3-0  |
| SAN FRANCISCO        | 12/03/14 | 72-55 | w          | 21-3-3     | 6-2-0      | DNP        | 6-0-3      | 2-1-1      | 5-3-4      | 8-3-0  |
| at Georgia           | 12/07/14 | 57-64 | L          | 20-5-3     | 4-6-0      | 10-6-0     | 0-2-1      | DNP        | 2-1-1      | 1-1-0  |
| COLORADO STATE       | 12/10/14 | 60-62 | L          | 18-3-3     | 7-11-0     | 20-5-0     | 3-2-1      | 0-0-0      | 0-2-0      | 4-2-0  |
| NORTHERN COLORADO    | 12/13/14 | 93-68 | w          | 20-3-5     | 13-6-2     | 16-8-1     | 3-1-3      | 0-1-0      | 6-0-2      | 4-3-1  |
| vs DePaul            | 12/22/14 | 82-68 | w          | 27-6-6     | 11-5-2     | 20-7-0     | 0-4-1      | DNP        | 6-2-0      | 3-1-1  |
| vs George Washington | 12/23/14 | 50-53 | L          | 8-1-3      | 10-7-0     | 8-7-0      | 2-1-0      | DNP        | 0-0-0      | 3-3-0  |
| at Hawai'i           | 12/25/14 | 66-69 | L          | 22-4-1     | 2-6-1      | 15-8-1     | 0-0-0      | DNP        | 0-0-1      | 3-3-1  |
| UCLA                 | 01/02/15 | 62-56 | w          | 20-4-2     | 11-14-1    | 14-6-0     | 0-1-1      | DNP        | 0-4-2      | 3-2-1  |
| USC                  | 01/04/15 | 86-65 | w          | 18-4-7     | 6-9-3      | 17-5-1     | 2-2-5      | 0-2-0      | 5-1-0      | 17-2-2 |
| at Utah              | 01/07/15 | 49-74 | L          | 12-6-1     | 4-7-2      | 0-1-0      | 3-1-0      | DNP        | 7-3-0      | 2-2-2  |
| at Arizona           | 01/15/15 | 54-68 | L          | 30-4-3     | 3-5-1      | DNP        | 2-2-0      | 0-0-0      | 5-2-0      | 4-5-3  |
| at Arizona State     | 01/17/15 | 72-78 | L          | 21-2-4     | 10-8-2     | DNP        | 5-1-1      | 0-1-0      | 10-3-1     | 1-2-3  |
| WASHINGTON           | 01/22/15 | 50-52 | L          | 5-2-3      | 10-17-1    | DNP        | 0-0-0      | 3-0-0      | 9-6-1      | 8-4-2  |
| WASHINGTON STATE     | 01/24/15 | 90-58 | w          | 21-2-4     | 10-14-5    | DNP        | 10-4-6     | 0-1-3      | 10-2-2     | 8-3-0  |
| at USC               | 01/29/15 | 98-94 | w          | 43-1-3     | 8-7-2      | 12-5-0     | 3-2-2      | 3-2-0      | 2-2-0      | 9-2-0  |
| at UCLA              | 01/31/15 | 59-72 | L          | 16-2-5     | 10-8-1     | 0-6-0      | 8-3-1      | 3-0-0      | 6-2-0      | 5-4-1  |
| UTAH                 | 02/07/15 | 51-79 | L          | DNP        | 2-2-0      | 8-4-0      | 3-1-0      | 0-0-0      | 3-1-0      | 3-3-2  |
| CAL                  | 02/12/15 | 61-68 | L          | 11-2-2     | 6-10-1     | 6-7-1      | 3-0-2      | DNP        | 1-2-3      | 8-2-2  |
| STANFORD             | 02/15/15 | 64-58 | w          | 17-3-4     | 5-8-1      | 10-13-0    | 5-1-1      | DNP        | 5-1-2      | 3-3-0  |

| Opponent             | Date     | Score | 14         | 15         | 22         | 23         | 33         | 35         | 40         |         |
|----------------------|----------|-------|------------|------------|------------|------------|------------|------------|------------|---------|
|                      |          |       | MILLER,TOR | COLLIER,DO | BRADY,BRET | HOPKINS,JA | REPINE,JOS | BATES,GEOF | SCOTT,JOSH |         |
| DREXEL               | 11/14/14 | 65-48 | w          | 4-3-0      | DNP        | 0-0-0      | 2-2-1      | 0-0-0      | 0-0-0      | 21-11-0 |
| AUBURN               | 11/17/14 | 90-59 | w          | 4-1-1      | DNP        | 0-0-0      | 7-2-2      | 0-0-0      | 0-0-0      | 17-9-3  |
| at Wyoming           | 11/22/14 | 33-56 | L          | 0-0-0      | 6-2-0      | DNP        | 2-1-1      | DNP        | DNP        | 6-7-0   |
| AIR FORCE            | 11/25/14 | 68-53 | w          | 3-5-0      | 3-4-6      | DNP        | 7-3-1      | DNP        | DNP        | 13-3-0  |
| LIPSCOMB             | 11/30/14 | 84-75 | w          | 0-1-0      | 3-2-2      | DNP        | 5-0-0      | DNP        | DNP        | 29-13-5 |
| SAN FRANCISCO        | 12/03/14 | 72-55 | w          | 0-0-0      | 6-1-1      | DNP        | 6-3-1      | DNP        | DNP        | 12-6-2  |
| at Georgia           | 12/07/14 | 57-64 | L          | 0-0-0      | 2-0-0      | DNP        | DNP        | DNP        | DNP        | 18-11-1 |
| COLORADO STATE       | 12/10/14 | 60-62 | L          | 0-0-0      | DNP        | DNP        | 6-2-0      | DNP        | DNP        | 2-8-2   |
| NORTHERN COLORADO    | 12/13/14 | 93-68 | w          | DNP        | DNP        | DNP        | 10-5-5     | DNP        | DNP        | 21-8-2  |
| vs DePaul            | 12/22/14 | 82-68 | w          | 0-1-0      | 0-3-0      | DNP        | 10-1-2     | DNP        | DNP        | 5-3-0   |
| vs George Washington | 12/23/14 | 50-53 | L          | 0-0-0      | 2-0-1      | DNP        | 7-2-1      | DNP        | DNP        | 10-8-0  |
| at Hawai'i           | 12/25/14 | 66-69 | L          | DNP        | 1-2-3      | DNP        | 0-6-2      | DNP        | DNP        | 23-5-0  |
| UCLA                 | 01/02/15 | 62-56 | w          | 5-3-1      | 2-0-1      | DNP        | 7-5-3      | DNP        | DNP        | DNP     |
| USC                  | 01/04/15 | 86-65 | w          | 6-4-0      | 6-1-1      | 0-0-0      | 9-3-3      | 0-0-0      | 0-0-0      | DNP     |
| at Utah              | 01/07/15 | 49-74 | L          | 1-1-0      | 5-2-0      | DNP        | 12-2-0     | DNP        | DNP        | 3-2-0   |
| at Arizona           | 01/15/15 | 54-68 | L          | 2-0-0      | 0-1-0      | DNP        | 8-2-1      | DNP        | DNP        | DNP     |
| at Arizona State     | 01/17/15 | 72-78 | L          | 3-5-0      | 2-3-0      | 0-0-0      | 20-7-5     | DNP        | DNP        | DNP     |
| WASHINGTON           | 01/22/15 | 50-52 | L          | 2-2-0      | 2-2-0      | DNP        | 11-5-1     | DNP        | DNP        | DNP     |
| WASHINGTON STATE     | 01/24/15 | 90-58 | w          | 10-7-0     | 8-2-1      | 0-0-0      | 13-6-4     | 0-0-0      | 0-0-0      | DNP     |
| at USC               | 01/29/15 | 98-94 | w          | 11-13-0    | 7-4-1      | DNP        | DNP        | DNP        | DNP        | DNP     |
| at UCLA              | 01/31/15 | 59-72 | L          | 6-4-0      | 5-0-0      | DNP        | 0-1-0      | DNP        | DNP        | DNP     |
| UTAH                 | 02/07/15 | 51-79 | L          | 5-0-1      | 11-4-1     | DNP        | 6-4-0      | DNP        | DNP        | 10-7-1  |
| CAL                  | 02/12/15 | 61-68 | L          | 4-0-0      | 2-2-0      | DNP        | 3-9-1      | DNP        | DNP        | 17-8-1  |
| STANFORD             | 02/15/15 | 64-58 | w          | 2-1-0      | 5-0-1      | DNP        | 5-6-0      | DNP        | DNP        | 7-10-0  |

**2014-15 Colorado Basketball**  
**Colo Team Game-by-Game Comparison (as of Feb 15, 2015)**  
**All games**

| Opponent          | 1st   | 2nd   | Score | Mar  | Total FG    | FG Pct    | 3-Pointers  | 3FG Pct   | Free Throws | FT Pct    | Rebounds   | Assist | T/Over | Block | Steal | Fouls |
|-------------------|-------|-------|-------|------|-------------|-----------|-------------|-----------|-------------|-----------|------------|--------|--------|-------|-------|-------|
| DREXEL            | 33/29 | 32/19 | 65-48 | +17  | 22-52/16-55 | .423/.291 | 4-13/7-29   | .308/.241 | 17-24/9-14  | .708/.643 | 43/34 +9   | 10/7   | 14/12  | 3/5   | 6/5   | 16/23 |
| AUBURN            | 38/34 | 52/25 | 90-59 | +31  | 31-53/20-69 | .585/.290 | 5-14/5-27   | .357/.185 | 23-29/14-20 | .793/.700 | 46/31 +15  | 15/7   | 12/9   | 6/1   | 6/6   | 20/23 |
| Wyoming           | 24/26 | 9/30  | 33-56 | (23) | 12-43/22-42 | .279/.524 | 4-15/9-22   | .267/.409 | 5-8/3-6     | .625/.500 | 28/28 -    | 6/22   | 12/8   | 0/5   | 3/9   | 13/13 |
| AIR FORCE         | 37/15 | 31/38 | 68-53 | +15  | 21-48/18-55 | .438/.327 | 7-16/4-20   | .438/.200 | 19-24/13-20 | .792/.650 | 41/27 +14  | 13/11  | 15/10  | 7/4   | 7/10  | 22/20 |
| LIPSCOMB          | 49/35 | 35/40 | 84-75 | +9   | 27-49/26-65 | .551/.400 | 6-16/13-33  | .375/.394 | 24-34/10-12 | .706/.833 | 41/27 +14  | 20/14  | 13/8   | 9/2   | 4/7   | 14/28 |
| SAN FRANCISCO     | 32/34 | 40/21 | 72-55 | +17  | 27-53/24-51 | .509/.471 | 9-18/7-20   | .500/.350 | 9-14/0-3    | .643/.000 | 24/33 (9)  | 15/16  | 8/18   | 4/2   | 5/4   | 9/15  |
| Georgia           | 22/34 | 35/30 | 57-64 | (7)  | 21-59/21-44 | .356/.477 | 2-17/7-16   | .118/.438 | 13-18/15-23 | .722/.652 | 37/32 +5   | 6/8    | 13/14  | 6/3   | 9/5   | 19/17 |
| COLORADO STATE    | 32/30 | 28/32 | 60-62 | (2)  | 21-52/21-46 | .404/.457 | 5-9/6-20    | .556/.300 | 13-20/14-26 | .650/.538 | 40/26 +14  | 6/6    | 14/9   | 3/5   | 3/8   | 22/21 |
| NORTHERN COLORADO | 44/42 | 49/26 | 93-68 | +25  | 31-49/24-61 | .633/.393 | 12-18/10-18 | .667/.556 | 19-23/10-13 | .826/.769 | 35/24 +11  | 21/10  | 11/8   | 6/1   | 4/5   | 17/21 |
| DePaul            | 36/33 | 46/35 | 82-68 | +14  | 24-53/21-63 | .453/.333 | 3-13/6-27   | .231/.222 | 31-38/20-22 | .816/.909 | 36/40 (4)  | 12/8   | 12/18  | 3/2   | 10/8  | 14/24 |
| George Washington | 26/30 | 24/23 | 50-53 | (3)  | 19-52/17-44 | .365/.386 | 1-12/1-8    | .083/.125 | 11-17/18-25 | .647/.720 | 32/33 (1)  | 5/6    | 14/13  | 1/2   | 5/8   | 18/17 |
| Hawai'i           | 33/32 | 33/37 | 66-69 | (3)  | 20-48/27-60 | .417/.450 | 5-17/9-18   | .294/.500 | 21-30/6-14  | .700/.429 | 41/29 +12  | 10/15  | 16/9   | 5/6   | 3/9   | 14/23 |
| UCLA              | 28/27 | 34/29 | 62-56 | +6   | 18-48/22-70 | .375/.314 | 5-10/6-26   | .500/.231 | 21-25/6-10  | .840/.600 | 41/41 -    | 12/9   | 18/13  | 8/7   | 9/10  | 14/22 |
| USC               | 43/27 | 43/38 | 86-65 | +21  | 32-58/28-64 | .552/.438 | 7-15/4-20   | .467/.200 | 15-19/5-11  | .789/.455 | 33/35 (2)  | 22/10  | 10/13  | 4/3   | 10/5  | 16/14 |
| Utah              | 21/31 | 28/43 | 49-74 | (25) | 17-43/26-61 | .395/.426 | 3-7/9-22    | .429/.409 | 12-21/13-18 | .571/.722 | 30/37 (7)  | 5/16   | 18/8   | 7/5   | 4/9   | 20/19 |
| Arizona           | 25/35 | 29/33 | 54-68 | (14) | 21-49/23-55 | .429/.418 | 7-18/7-18   | .389/.389 | 5-10/15-19  | .500/.789 | 26/41 (15) | 8/16   | 10/8   | 1/3   | 4/4   | 20/15 |
| Arizona State     | 28/29 | 44/49 | 72-78 | (6)  | 26-56/26-47 | .464/.553 | 10-21/10-20 | .476/.500 | 10-17/16-24 | .588/.667 | 33/28 +5   | 16/20  | 13/14  | 2/3   | 6/6   | 23/17 |
| WASHINGTON        | 24/19 | 26/33 | 50-52 | (2)  | 19-60/18-50 | .317/.360 | 5-19/4-16   | .263/.250 | 7-8/12-14   | .875/.857 | 40/35 +5   | 8/10   | 12/13  | 1/4   | 7/6   | 14/13 |
| WASHINGTON STATE  | 47/31 | 43/27 | 90-58 | +32  | 34-62/24-62 | .548/.387 | 11-22/5-20  | .500/.250 | 11-15/5-11  | .733/.455 | 44/28 +16  | 25/14  | 11/12  | 5/3   | 7/6   | 17/16 |
| USC               | 37/38 | 29/28 | 98-94 | +4   | 30-65/31-73 | .462/.425 | 8-22/9-22   | .364/.409 | 30-42/23-35 | .714/.657 | 43/41 +2   | 8/12   | 20/17  | 2/4   | 8/5   | 32/29 |
| UCLA              | 23/27 | 36/45 | 59-72 | (13) | 20-55/25-52 | .364/.481 | 7-21/3-12   | .333/.250 | 12-16/19-23 | .750/.826 | 33/36 (3)  | 8/14   | 15/11  | 2/4   | 3/10  | 17/15 |
| UTAH              | 23/35 | 28/44 | 51-79 | (28) | 14-47/26-45 | .298/.578 | 1-9/13-22   | .111/.591 | 22-36/14-22 | .611/.636 | 28/36 (8)  | 5/20   | 9/10   | 3/4   | 6/6   | 18/24 |
| CAL               | 27/28 | 34/40 | 61-68 | (7)  | 22-60/23-55 | .367/.418 | 3-10/10-22  | .300/.455 | 14-21/12-17 | .667/.706 | 43/34 +9   | 13/11  | 12/10  | 10/5  | 4/7   | 17/20 |
| STANFORD          | 29/23 | 35/35 | 64-58 | +6   | 21-64/19-57 | .328/.333 | 5-18/6-23   | .278/.261 | 17-24/14-16 | .708/.875 | 48/39 +9   | 9/8    | 8/11   | 3/2   | 7/6   | 13/23 |

Note: Game totals are displayed in the format TEAM/OPPONENT for each category

**2014-15 Colorado Basketball**  
**Colo Combined Team Statistics (as of Feb 15, 2015)**  
**All games**

| <b>RECORD:</b> | <b>OVERALL</b> | <b>HOME</b> | <b>AWAY</b> | <b>NEUTRAL</b> |
|----------------|----------------|-------------|-------------|----------------|
| ALL GAMES      | 12-12          | 10-4        | 1-7         | 1-1            |
| CONFERENCE     | 5-7            | 4-3         | 1-4         | 0-0            |
| NON-CONFERENCE | 7-5            | 6-1         | 0-3         | 1-1            |

| #              | Player              | gp-gs | min  | avg  | Total    |      | 3-Point |      | F-Throw |      | Rebounds |     |     |      | pf  | dq | a   | to  | blk | stl | pts  | avg  |  |  |
|----------------|---------------------|-------|------|------|----------|------|---------|------|---------|------|----------|-----|-----|------|-----|----|-----|-----|-----|-----|------|------|--|--|
|                |                     |       |      |      | fg-fga   | fg%  | 3fg-fga | 3fg% | ft-fa   | ft%  | off      | def | tot | avg  |     |    |     |     |     |     |      |      |  |  |
| 00             | Booker, Askia       | 23-20 | 675  | 29.3 | 133-326  | .408 | 47-124  | .379 | 84-103  | .816 | 9        | 63  | 72  | 3.1  | 40  | 0  | 76  | 54  | 2   | 31  | 397  | 17.3 |  |  |
| 40             | Scott, Josh         | 16-15 | 490  | 30.6 | 67-134   | .500 | 1-3     | .333 | 79-99   | .798 | 44       | 75  | 119 | 7.4  | 24  | 0  | 17  | 9   | 32  | 9   | 214  | 13.4 |  |  |
| 02             | Johnson, Xavier     | 19-13 | 491  | 25.8 | 72-166   | .434 | 21-56   | .375 | 50-73   | .685 | 28       | 82  | 110 | 5.8  | 42  | 1  | 10  | 35  | 6   | 14  | 215  | 11.3 |  |  |
| 01             | Gordon, Wesley      | 24-21 | 639  | 26.6 | 61-117   | .521 | 4-12    | .333 | 49-69   | .710 | 67       | 118 | 185 | 7.7  | 50  | 2  | 28  | 29  | 38  | 8   | 175  | 7.3  |  |  |
| 23             | Hopkins, Jaron      | 22-14 | 524  | 23.8 | 59-122   | .484 | 13-34   | .382 | 25-45   | .556 | 13       | 64  | 77  | 3.5  | 50  | 1  | 34  | 38  | 4   | 24  | 156  | 7.1  |  |  |
| 13             | Thomas, Dustin      | 24-11 | 439  | 18.3 | 37-90    | .411 | 6-17    | .353 | 27-39   | .692 | 24       | 46  | 70  | 2.9  | 58  | 3  | 27  | 30  | 8   | 11  | 107  | 4.5  |  |  |
| 10             | Fletcher, Tre'Shaun | 24-10 | 409  | 17.0 | 38-87    | .437 | 14-26   | .538 | 16-26   | .615 | 14       | 37  | 51  | 2.1  | 34  | 0  | 22  | 25  | 1   | 8   | 106  | 4.4  |  |  |
| 15             | Collier, Dominique  | 20-2  | 356  | 17.8 | 28-79    | .354 | 8-35    | .229 | 14-30   | .467 | 4        | 31  | 35  | 1.8  | 42  | 0  | 19  | 21  | 2   | 14  | 78   | 3.9  |  |  |
| 03             | Talton, Xavier      | 24-13 | 544  | 22.7 | 27-93    | .290 | 18-49   | .367 | 15-19   | .789 | 3        | 37  | 40  | 1.7  | 42  | 2  | 38  | 36  | 3   | 15  | 87   | 3.6  |  |  |
| 14             | Miller, Tory        | 22-1  | 194  | 8.8  | 23-44    | .523 | 0-0     | .000 | 22-29   | .759 | 14       | 37  | 51  | 2.3  | 29  | 0  | 3   | 16  | 4   | 2   | 68   | 3.1  |  |  |
| 05             | Stalzer, Eli        | 15-0  | 97   | 6.5  | 5-20     | .250 | 3-14    | .214 | 0-1     | .000 | 2        | 8   | 10  | 0.7  | 5   | 0  | 4   | 5   | 1   | 4   | 13   | 0.9  |  |  |
| 22             | Brady, Brett        | 5-0   | 10   | 2.0  | 0-0      | .000 | 0-0     | .000 | 0-0     | .000 | 0        | 0   | 0   | 0.0  | 1   | 0  | 0   | 0   | 0   | 0   | 0    | 0.0  |  |  |
| 33             | Repine, Josh        | 4-0   | 4    | 1.0  | 0-0      | .000 | 0-0     | .000 | 0-0     | .000 | 0        | 0   | 0   | 0.0  | 1   | 0  | 0   | 0   | 0   | 0   | 0    | 0.0  |  |  |
| 35             | Bates, Geoff        | 4-0   | 3    | 0.8  | 0-0      | .000 | 0-0     | .000 | 0-0     | .000 | 0        | 0   | 0   | 0.0  | 1   | 0  | 0   | 0   | 0   | 0   | 0    | 0.0  |  |  |
| Team           |                     |       |      |      |          |      |         |      |         |      | 41       | 25  | 66  |      |     |    |     |     |     |     |      |      |  |  |
| Total.....     |                     | 24    | 4875 |      | 550-1278 | .430 | 135-370 | .365 | 381-533 | .715 | 263      | 623 | 886 | 36.9 | 419 | 9  | 278 | 310 | 101 | 140 | 1616 | 67.3 |  |  |
| Opponents..... |                     | 24    | 4875 |      | 548-1346 | .407 | 170-501 | .339 | 286-418 | .684 | 250      | 545 | 795 | 33.1 | 472 | 7  | 290 | 276 | 85  | 164 | 1552 | 64.7 |  |  |

| <b>TEAM STATISTICS</b> | <b>COLO</b> | <b>OPP</b> | <b>Date</b>   | <b>Opponent</b>      | <b>Score</b> | <b>Att.</b> |
|------------------------|-------------|------------|---|----------------------|--------------|-------------|
| SCORING                | 1616        | 1552       | 11/14/14  | DREXEL               | w 65-48      | 10058       |
| Points per game        | 67.3        | 64.7       | 11/17/14  | AUBURN               | w 90-59      | 9834        |
| Scoring margin         | +2.7        | -          | 11/22/14  | at Wyoming           | L 33-56      | 9066        |
| FIELD GOALS-ATT        | 550-1278    | 548-1346   | 11/25/14  | AIR FORCE            | w 68-53      | 9009        |
| Field goal pct         | .430        | .407       | 11/30/14  | LIPSCOMB             | w 84-75      | 8403        |
| 3 POINT FG-ATT         | 135-370     | 170-501    | 12/03/14  | SAN FRANCISCO        | w 72-55      | 9025        |
| 3-point FG pct         | .365        | .339       | 12/07/14  | at Georgia           | L 57-64      | 5687        |
| 3-pt FG made per game  | 5.6         | 7.1        | 12/10/14  | COLORADO STATE       | L 60-62      | 10966       |
| FREE THROWS-ATT        | 381-533     | 286-418    | 12/13/14  | NORTHERN COLORADO    | w 93-68      | 9173        |
| Free throw pct         | .715        | .684       | ^ 12/22/14  | vs DePaul            | w 82-68      | 8297        |
| F-Throws made per game | 15.9        | 11.9       | ^ 12/23/14  | vs George Washington | L 50-53      | 7875        |
| REBOUNDS               | 886         | 795        | ^ 12/25/14  | at Hawai'i           | L 66-69      | 5125        |
| Rebounds per game      | 36.9        | 33.1       | * 01/02/15  | UCLA                 | w 62-56      | 10191       |
| Rebounding margin      | +3.8        | -          | * 01/04/15  | USC                  | w 86-65      | 9866        |
| ASSISTS                | 278         | 290        | * 01/07/15  | at Utah              | L 49-74      | 13876       |
| Assists per game       | 11.6        | 12.1       | * 01/15/15  | at Arizona           | L 54-68      | 14655       |
| TURNOVERS              | 310         | 276        | * 01/17/15  | at Arizona State     | L 72-78      | 7651        |
| Turnovers per game     | 12.9        | 11.5       | * 01/22/15  | WASHINGTON           | L 50-52      | 9653        |
| Turnover margin        | -1.4        | -          | * 01/24/15  | WASHINGTON STATE     | w 90-58      | 9571        |
| Assist/turnover ratio  | 0.9         | 1.1        | * 01/29/15  | at USC               | Wo3 98-94    | 3588        |
| STEALS                 | 140         | 164        | * 01/31/15  | at UCLA              | L 59-72      | 9057        |
| Steals per game        | 5.8         | 6.8        | * 02/07/15  | UTAH                 | L 51-79      | 9907        |
| BLOCKS                 | 101         | 85         | * 02/12/15  | CAL                  | L 61-68      | 9017        |
| Blocks per game        | 4.2         | 3.5        | * 02/15/15  | STANFORD             | w 64-58      | 9138        |
| ATTENDANCE             | 133811      | 84877      |   |                      |              |             |
| Home games-Avg/Game    | 14-9558     | 8-8588     | * = Pac-12 Conference                                 |                      |              |             |
| Neutral site-Avg/Game  | -           | 2-8086     | ^ = Hawaiian Airlines Diamond Head Classic (Honolulu) |                      |              |             |

| <b>Score by Periods</b> | <b>1st</b> | <b>2nd</b> | <b>OT</b> | <b>OT2</b> | <b>OT3</b> | <b>Totals</b> |
|-------------------------|------------|------------|-----------|------------|------------|---------------|
| Colo                    | 761        | 823        | 7         | 10         | 15         | 1616          |
| Opponents               | 724        | 800        | 7         | 10         | 11         | 1552          |

## RADIO / TV CHART



**#0 Askia Booker**  
Guard • Senior • 6-2 • 175  
Los Angeles, Calif.




**#1 Wesley Gordon**  
Forward • Sophomore • 6-9 • 240  
Colorado Springs, Colo.



**#2 Xavier Johnson**  
Guard/Forward • Junior • 6-7 • 230  
Los Angeles, Calif.




**#3 Xavier Talton**  
Guard • Junior • 6-2 • 185  
Sterling, Colo.




**#5 Eli Stalzer**  
Guard • Junior • 6-3 • 195  
Brea, Calif.



**#10 Tre'Shaun Fletcher**  
Guard/Forward • Sophomore • 6-7 • 210  
Tacoma, Wash.




**#12 Kevin Nelson**  
Guard • Senior • 6-2 • 190  
Albuquerque, N.M.



**#13 Dustin Thomas**  
Guard/Forward • Sophomore • 6-7 • 225  
Texarkana, Texas



**#14 Tory Miller**  
Forward • Freshman • 6-9 • 255  
Kansas City, Kan.




**#15 Dominique Collier**  
Guard • Freshman • 6-2 • 170  
Denver, Colo.



**#22 Brett Brady**  
Guard • Junior • 6-1 • 160  
Highlands Ranch, Colo.




**#23 Jaron Hopkins**  
Guard • Sophomore • 6-6 • 200  
Mesa, Ariz.




**#24 George King**  
Guard • Sophomore • 6-6 • 220  
San Antonio, Texas



**#33 Josh Repine**  
Guard • Freshman • 6-3 • 180  
Englewood, Colo.



**#35 Geoff Bates**  
Guard • Senior • 6-3 • 200  
Plano, Texas



**#40 Josh Scott**  
Forward • Junior • 6-10 • 245  
Monument, Colo.



**#44 Josh Fortune**  
Guard • Junior • 6-5 • 205  
Hampton, Va.